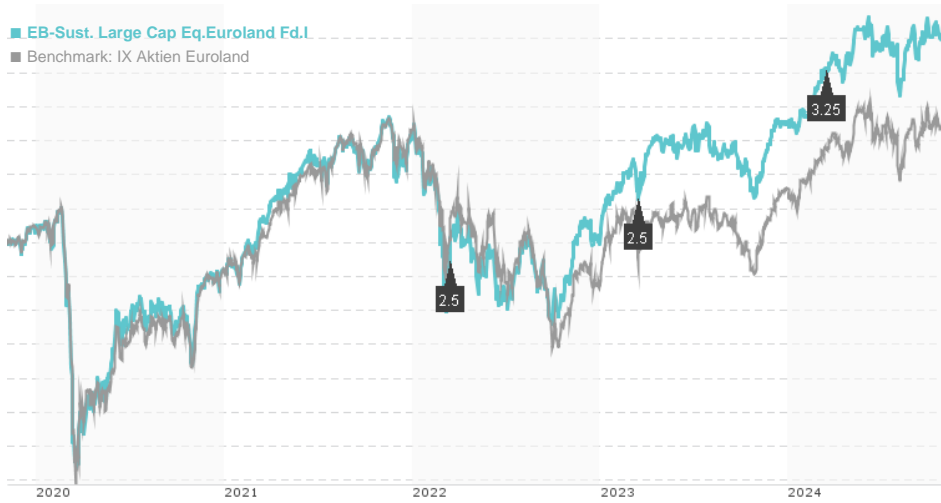


**EB-Sust. Large Cap Eq.Euroland Fd.I / DE000A2JQKC6 / A2JQKC / Universal-Investment**

Last 11/04/2024 <sup>1</sup>	Region	Branch	Type of yield	Type
132.70 EUR	Euroland	Mixed Sectors	paying dividend	Equity Fund

■ EB-Sust. Large Cap Eq.Euroland Fd.I  
■ Benchmark: IX Aktien Euroland



**Risk key figures**

SRI 1 2 3 4 5 6 7

Mountain-View Funds Rating<sup>2</sup> EDA<sup>3</sup>

▲▲▲▲▲▲ 79

**Yearly Performance**

2023	+17.65%
2022	-13.56%
2021	+20.61%
2020	-5.56%
2019	+27.20%

Master data		Conditions		Other figures	
Fund type	Single fund	Issue surcharge	5.00%	Minimum investment	EUR 100,000.00
Category	Equity	Planned administr. fee	0.00%	Savings plan	-
Sub category	Mixed Sectors	Deposit fees	0.05%	UCITS / OGAW	Yes
Fund domicile	Germany	Redemption charge	0.00%	Performance fee	0.00%
Tranch volume	(11/04/2024) EUR 12.14 mill.	Ongoing charges	-	Redeployment fee	0.00%
Total volume	(11/04/2024) EUR 12.43 mill.	Dividends		Investment company	
Launch date	12/3/2018	15.03.2024	3.25 EUR	Universal-Investment	
KESt report funds	No	15.03.2023	2.50 EUR	Theodor-Heuss-Allee 70, 60486, Frankfurt am Main	
Business year start	01.02.	15.03.2022	2.50 EUR	Germany	
Sustainability type	Ethics/ecology	15.03.2021	1.60 EUR	https://www.universal-investment.com	
Fund manager	-	16.03.2020	2.64 EUR		

Performance	1M	6M	YTD	1Y	2Y	3Y	5Y	Since start
Performance	-1.58%	+0.26%	+9.05%	+17.24%	+33.42%	+9.04%	+29.00%	+49.66%
Performance p.a.	-	-	-	+17.29%	+15.48%	+2.92%	+5.22%	+7.04%
Sharpe ratio	-2.20	-0.22	0.74	1.42	1.12	-0.01	0.12	0.23
Volatility	9.16%	11.72%	10.52%	10.01%	11.04%	15.56%	17.99%	17.25%
Worst month	-	-3.10%	-3.10%	-3.10%	-4.03%	-7.36%	-18.02%	-18.02%
Best month	-	2.87%	4.20%	7.65%	8.78%	8.78%	15.36%	15.36%
Maximum loss	-3.73%	-8.55%	-8.55%	-8.55%	-9.45%	-25.62%	-36.33%	-

**Distribution permission**

Germany, Czech Republic

<sup>1</sup> Important note on update status: The displayed date refers exclusively to the calculation of the NAV.

<sup>2</sup> The Mountain-View Data Fund Rating calculates a comparative ranking for funds using yield, volatility and trend data. For more information visit [MVD Funds Rating](#)

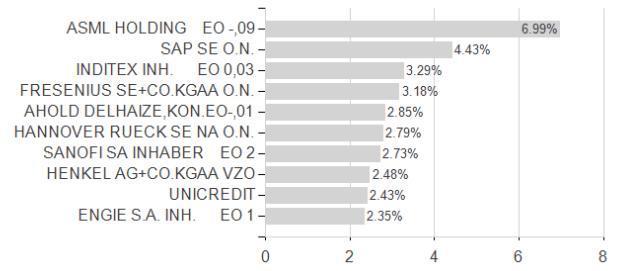
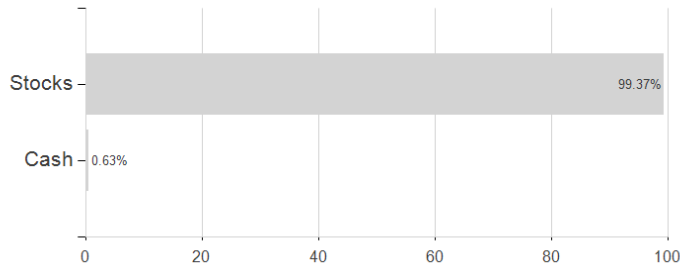
<sup>3</sup> Displays the Ethical-Dynamical Ratio calculated according to standard criteria. The maximum value is 100. For more information visit [EDA](#)

**EB-Sust. Large Cap Eq.Euroland Fd.I / DE000A2JQKC6 / A2JQKC / Universal-Investment**

Assessment Structure

Assets

Largest positions



Countries

Branches

Currencies

