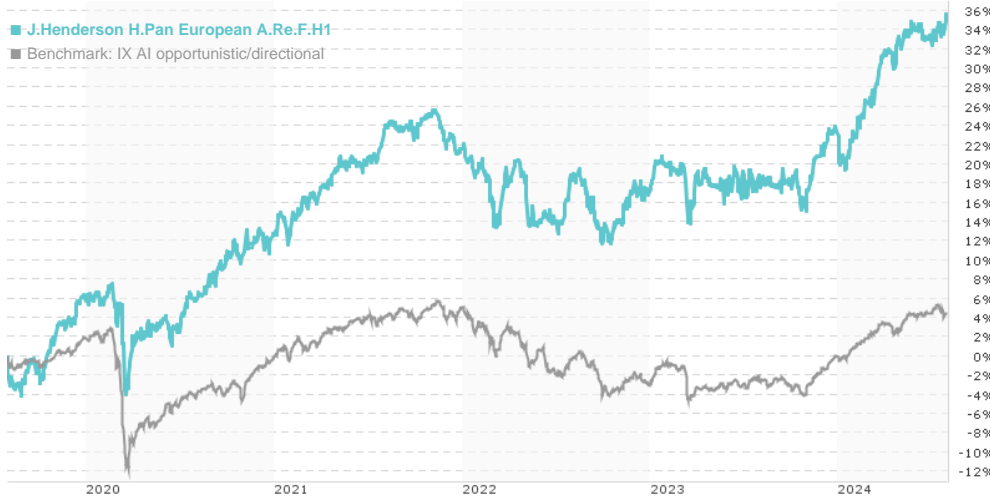


J.Henderson H.Pan European A.Re.F.H1 / LU0942195230 / A114HF / Janus Henderson Inv.

Last 07/31/2024 ¹	Region	Branch	Type of yield	Type
14.54 EUR	Europe	AI Hedgefonds Single Strategy	paying dividend	Alternative Investm.



Risk key figures

SRI	1	2	3	4	5	6	7
Mountain-View Funds Rating ²	EDA ³						
-	-						

Yearly Performance

2023	+5.32%
2022	-3.67%
2021	+7.93%
2020	+6.51%

Master data		Conditions		Other figures	
Fund type	Single fund	Issue surcharge	5.00%	Minimum investment	EUR 7,500.00
Category	Alternative Investments	Planned administr. fee	0.00%	Savings plan	-
Sub category	AI Hedgefonds Single Strategy	Deposit fees	0.65%	UCITS / OGAW	Yes
Fund domicile	Luxembourg	Redemption charge	1.00%	Performance fee	20.00%
Tranch volume	(07/31/2024) EUR 0.473 mill.	Ongoing charges	-	Redeployment fee	0.00%
Total volume	(06/28/2024) EUR 212.16 mill.	Dividends		Investment company	
Launch date	1/14/2013	Janus Henderson Inv.			
KESt report funds	Yes	201 Bishopsgate, EC2M 3AE, London			
Business year start	01.07.	United Kingdom			
Sustainability type	-	www.janushenderson.com/			
Fund manager	John Bennett, Robert Schramm-Fuchs				

Performance	1M	6M	YTD	1Y	2Y	3Y	5Y	Since start
Performance	+1.75%	+10.15%	+9.65%	+13.86%	+13.86%	+9.90%	+35.76%	+37.56%
Performance p.a.	-	-	-	+13.82%	+6.71%	+3.20%	+6.30%	+6.52%
Sharpe ratio	2.96	2.75	1.95	1.44	0.39	-0.06	0.34	0.37
Volatility	6.72%	6.47%	7.00%	7.09%	7.87%	7.75%	7.92%	7.92%
Worst month	-	-0.62%	-0.62%	-2.90%	-4.38%	-4.38%	-4.38%	-4.38%
Best month	-	3.83%	3.83%	5.90%	5.90%	5.90%	5.90%	5.90%
Maximum loss	-1.04%	-1.86%	-2.88%	-3.74%	-6.46%	-11.10%	-11.10%	-

Distribution permission

Austria, Germany, Switzerland

¹ Important note on update status: The displayed date refers exclusively to the calculation of the NAV.

² The Mountain-View Data Fund Rating calculates a comparative ranking for funds using yield, volatility and trend data. For more information visit [MVD Funds Rating](#)

³ Displays the Ethical-Dynamical Ratio calculated according to standard criteria. The maximum value is 100. For more information visit [EDA](#)

DISCLAIMER: The information on this page are for informational purposes only and should neither an offer to sell nor a solicitation for the purchase of the security or recommendation in favor of the security to be understood. baha GmbH assumes no liability despite thorough searches for the accuracy of the data.

Funds data from: www.mountain-view.com. Fact Sheet created by: www.baha.com

J.Henderson H.Pan European A.Re.F.H1 / LU0942195230 / A114HF / Janus Henderson Inv.

Investment strategy

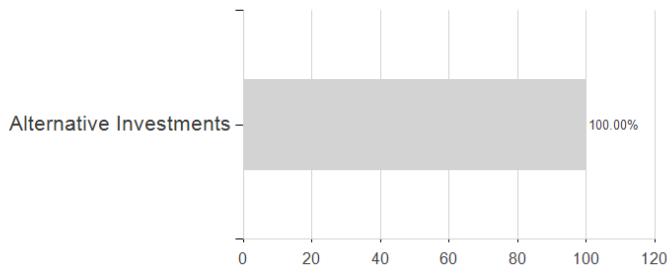
The Fund invests in shares and makes extensive use of derivatives (complex financial instruments) to take both "long" and "short" positions in companies the Investment Manager believes will either rise in value (long positions) or fall in value (short positions) meaning that the Fund may benefit from either scenario. The Fund will hold a significant proportion of its assets in cash and money market instruments as a result of holding derivatives and for when the Investment Manager wishes to take a defensive stance. Conversely, the Fund may also employ "leverage" (so that the Fund can invest a greater amount than its actual value) when the Investment Manager has greater confidence in the opportunities available. At least two-thirds of the exposure to the long and short positions (in aggregate) will be to companies of any size, in any industry, in Europe (including UK).

Investment goal

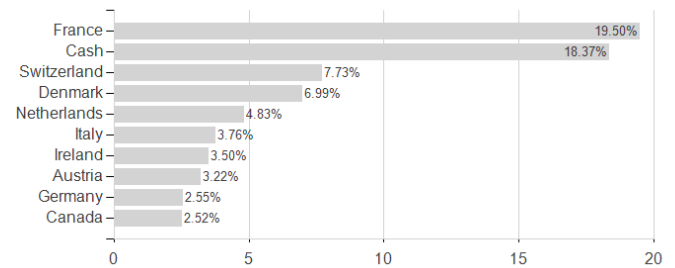
The Fund aims to provide a positive (absolute) return, regardless of market conditions, over any 12 month period. A positive return is not guaranteed over this or any other time period and, particularly over the shorter term, the Fund may experience periods of negative returns.

Assessment Structure

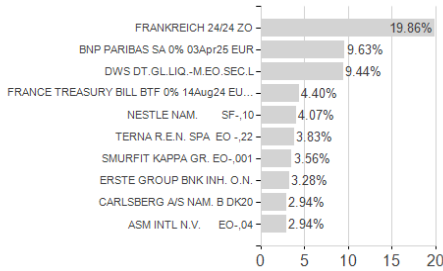
Assets



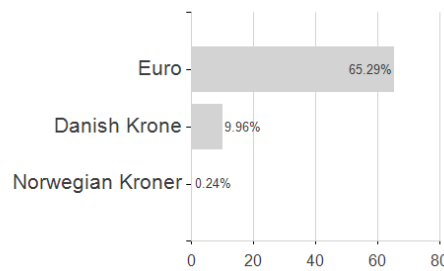
Countries



Largest positions



Currencies



Branches

