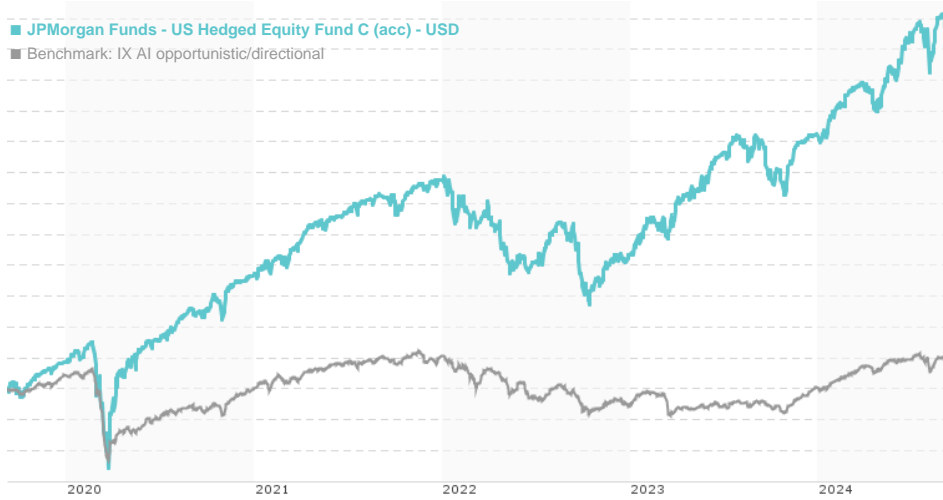


JPMorgan Funds - US Hedged Equity Fund C (acc) - USD / LU1297691146 / A140M2 / JPMorgan AM (EU)

Last 09/06/2024 ¹	Country	Branch	Type of yield	Type
189.31 USD	United States of America	AI Hedgefonds Single Strategy	reinvestment	Alternative Investm.



Risk key figures

SRI	1	2	3	4	5	6	7
Mountain-View Funds Rating ²							EDA ³
							-

Yearly Performance

2023	+16.20%
2022	-9.05%
2021	+12.79%
2020	+13.63%
2019	+12.95%

Master data		Conditions		Other figures	
Fund type	Single fund	Issue surcharge	0.00%	Minimum investment	USD 10,000,000.00
Category	Alternative Investments	Planned administr. fee	0.00%	Savings plan	-
Sub category	AI Hedgefonds Single Strategy	Deposit fees	0.00%	UCITS / OGAW	Yes
Fund domicile	Luxembourg	Redemption charge	0.00%	Performance fee	0.00%
Tranch volume	(09/06/2024) USD 304.92 mill.	Ongoing charges	-	Redeployment fee	0.00%
Total volume	(09/06/2024) USD 785.88 mill.	Dividends		Investment company	
Launch date	12/19/2016	JPMorgan AM (EU)			
KESt report funds	Yes	PO Box 275, 2012, Luxembourg			
Business year start	01.07.	Luxembourg			
Sustainability type	-	https://www.jpmorganassetmanagement.de			
Fund manager	Hamilton Reiner, Raffaele Zingone				

Performance	1M	6M	YTD	1Y	2Y	3Y	5Y	Since start
Performance	+3.19%	+6.26%	+11.54%	+12.53%	+27.22%	+20.14%	+58.21%	+89.31%
Performance p.a.	-	-	-	+12.49%	+12.77%	+6.31%	+9.60%	+8.62%
Sharpe ratio	4.89	1.03	1.69	1.13	1.09	0.33	0.65	0.62
Volatility	8.44%	9.06%	8.26%	8.07%	8.58%	8.64%	9.44%	8.39%
Worst month	-	-1.78%	-1.78%	-4.03%	-6.66%	-6.66%	-6.66%	-6.66%
Best month	-	5.04%	5.04%	5.84%	5.84%	5.84%	6.42%	6.42%
Maximum loss	-1.78%	-5.08%	-5.08%	-6.25%	-10.35%	-15.39%	-19.14%	-

Distribution permission

Austria, Germany, Switzerland, Luxembourg

¹ Important note on update status: The displayed date refers exclusively to the calculation of the NAV.

² The Mountain-View Data Fund Rating calculates a comparative ranking for funds using yield, volatility and trend data. For more information visit [MVD Funds Rating](#)

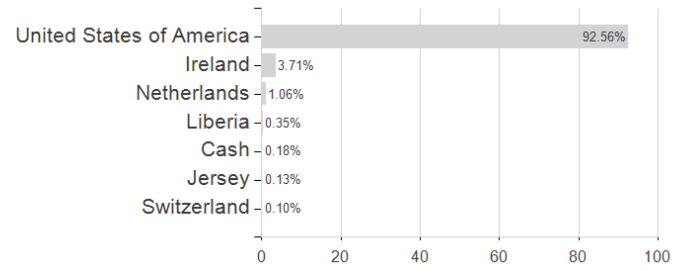
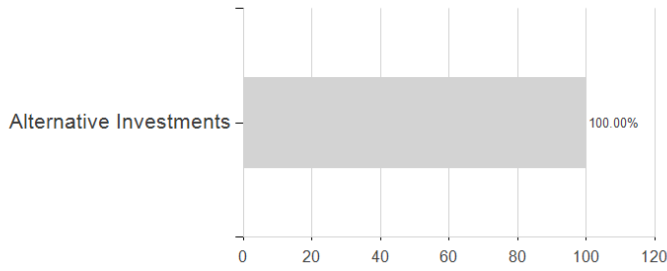
³ Displays the Ethical-Dynamical Ratio calculated according to standard criteria. The maximum value is 100. For more information visit [EDA](#)

JPMorgan Funds - US Hedged Equity Fund C (acc) - USD / LU1297691146 / A140M2 / JPMorgan AM (EU)

Assessment Structure

Assets

Countries



Largest positions

Currencies

Branches

