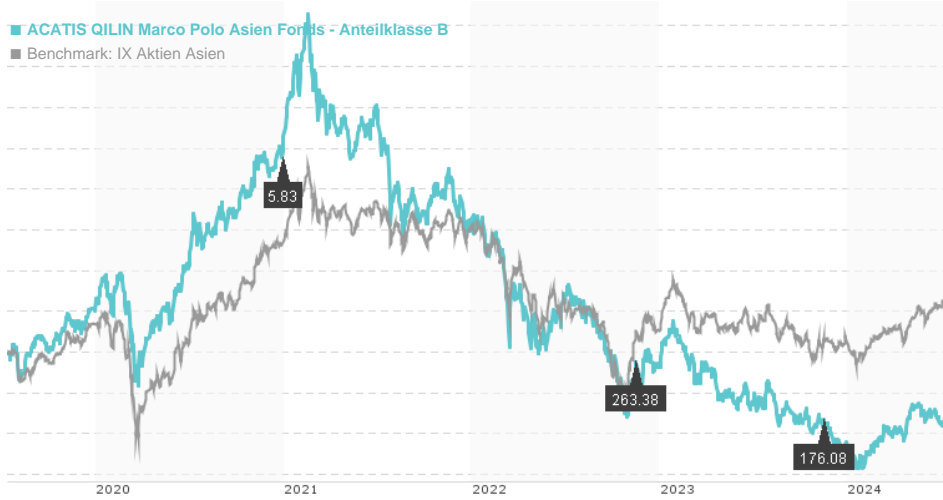


ACATIS QILIN Marco Polo Asien Fonds - Anteilklasse B / DE000A2PB663 / A2PB66 / ACATIS Investment

|                              |        |               |                 |             |
|------------------------------|--------|---------------|-----------------|-------------|
| Last 07/11/2024 <sup>1</sup> | Region | Branch        | Type of yield   | Type        |
| 8401.66 EUR                  | Asia   | Mixed Sectors | paying dividend | Equity Fund |



Risk key figures

|   |   |   |   |   |   |   |                  |    |
|---|---|---|---|---|---|---|------------------|----|
| SRI                                     | 1 | 2 | 3 | 4 | 5 | 6 | 7                |    |
| Mountain-View Funds Rating <sup>2</sup> |   |   |   |   |   |   | EDA <sup>3</sup> | 79 |

Yearly Performance

|      |         |
|------|---------|
| 2023 | -19.23% |
| 2022 | -27.00% |
| 2021 | -13.44% |
| 2020 | +38.54% |

| Master data         |                              | Conditions             |            | Other figures                             |                |
|---------------------|------------------------------|------------------------|------------|---|----------------|
| Fund type           | Single fund                  | Issue surcharge        | 5.00%      | Minimum investment                        | EUR 250,000.00 |
| Category            | Equity                       | Planned administr. fee | 0.00%      | Savings plan                              | -              |
| Sub category        | Mixed Sectors                | Deposit fees           | 0.10%      | UCITS / OGAW                              | Yes            |
| Fund domicile       | Germany                      | Redemption charge      | 0.00%      | Performance fee                           | 15.00%         |
| Tranch volume       | (07/11/2024) EUR 17.64 mill. | Ongoing charges        | -          | Redeployment fee                          | 0.00%          |
| Total volume        | (07/11/2024) EUR 62.42 mill. | <b>Dividends</b>       |            | <b>Investment company</b>                 |                |
| Launch date         | 6/11/2019                    | 15.11.2023             | 176.08 EUR | ACATIS Investment                         |                |
| KESt report funds   | Yes                          | 15.11.2022             | 263.38 EUR | Taunusanlage 18, 60325, Frankfurt am Main |                |
| Business year start | 01.10.                       | 28.12.2020             | 5.83 EUR   | Germany                                   |                |
| Sustainability type | -                            | https://www.acatis.de  |            |   |                |
| Fund manager        | ACATIS Investment            |                        |            |   |                |

| Performance      | 1M     | 6M      | YTD    | 1Y      | 2Y      | 3Y      | 5Y      | Since start |
|------------------|--------|---------|--------|---------|---------|---------|---------|-------------|
| Performance      | -1.55% | +12.38% | +7.67% | -3.79%  | -26.44% | -44.02% | -15.04% | -11.92%     |
| Performance p.a. | -      | -       | -      | -3.79%  | -14.22% | -17.58% | -3.20%  | -2.46%      |
| Sharpe ratio     | -1.87  | 1.37    | 0.70   | -0.43   | -0.89   | -0.96   | -0.32   | -0.28       |
| Volatility       | 11.25% | 16.52%  | 16.39% | 17.45%  | 20.17%  | 22.14%  | 21.78%  | 21.75%      |
| Worst month      | -      | -8.25%  | -8.25% | -8.38%  | -11.48% | -14.47% | -14.47% | -14.47%     |
| Best month       | -      | 9.42%   | 9.42%  | 9.42%   | 15.94%  | 15.94%  | 15.94%  | 15.94%      |
| Maximum loss     | -4.51% | -6.09%  | -7.07% | -23.02% | -37.32% | -53.03% | -60.81% | -           |

Distribution permission

Austria, Germany, Switzerland

<sup>1</sup> Important note on update status: The displayed date refers exclusively to the calculation of the NAV.

<sup>2</sup> The Mountain-View Data Fund Rating calculates a comparative ranking for funds using yield, volatility and trend data. For more information visit [MVD Funds Rating](#)

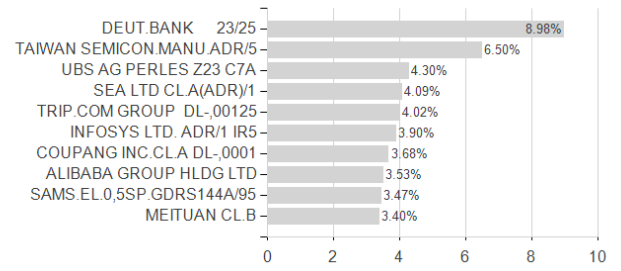
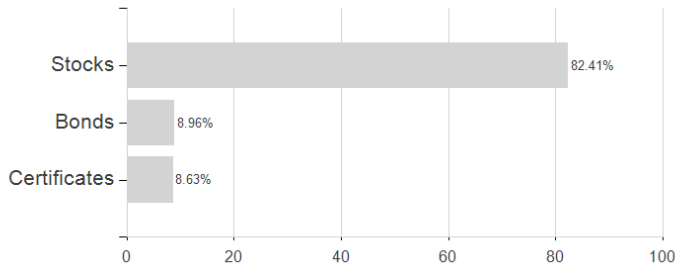
<sup>3</sup> Displays the Ethical-Dynamical Ratio calculated according to standard criteria. The maximum value is 100. For more information visit [EDA](#)

**ACATIS QILIN Marco Polo Asien Fonds - Anteilklasse B / DE000A2PB663 / A2PB66 / ACATIS Investment**

Assessment Structure

Assets

Largest positions



Countries

Branches

Currencies

