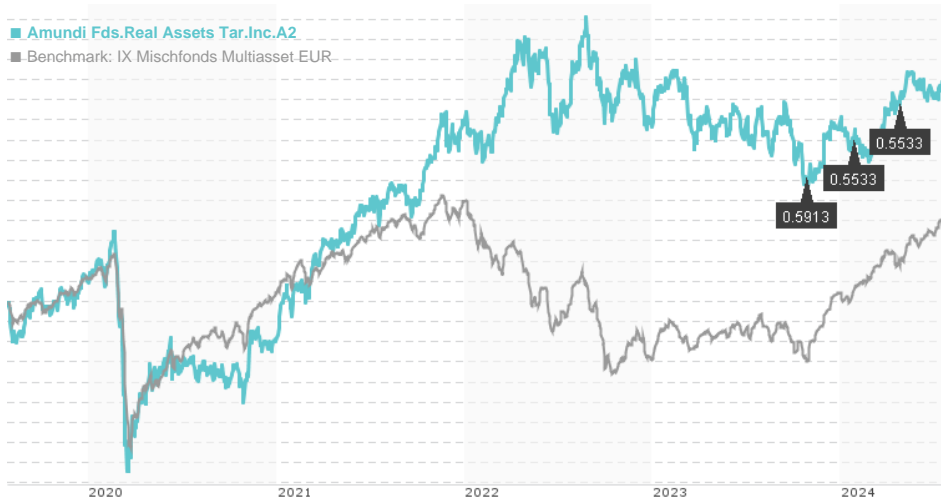


Amundi Fds.Real Assets Tar.Inc.A2 / LU1883866367 / A2PC8E / Amundi Luxembourg

Last 07/25/2024 ¹	Region	Branch	Type of yield	Type
33.74 EUR	Worldwide	Multi-asset	paying dividend	Mixed Fund

■ Amundi Fds.Real Assets Tar.Inc.A2
■ Benchmark: IX Mischfonds Multiasset EUR



28%
26%
24%
22%
20%
18%
16%
14%
12%
10%
8%
6%
4%
2%
0%
-2%
-4%
-6%
-8%
-10%
-12%
-14%
-16%

Risk key figures

SRI 1 2 3 4 5 6 7

Mountain-View Funds Rating²EDA³

72

Yearly Performance

2023	+0.07%
2022	-0.24%
2021	+21.89%
2020	-5.32%
2019	+12.12%

Master data		Conditions		Other figures	
Fund type	Single fund	Issue surcharge	4.50%	Minimum investment	UNT 0
Category	Mixed Fund	Planned administr. fee	0.00%	Savings plan	-
Sub category	Multi-asset	Deposit fees	0.00%	UCITS / OGAW	Yes
Fund domicile	Luxembourg	Redemption charge	0.00%	Performance fee	0.00%
Tranch volume	(07/25/2024) USD 9.44 mill.	Ongoing charges	-	Redeployment fee	0.00%
Total volume	(07/25/2024) USD 208.69 mill.	Dividends		Investment company	
Launch date	6/7/2019	25.04.2024	0.55 EUR	Amundi Luxembourg 5 allée Scheffer, L-2520, Luxembourg Luxembourg https://www.amundi.lu	
KESr report funds	Yes	26.01.2024	0.55 EUR		
Business year start	01.07.	26.10.2023	0.59 EUR		
Sustainability type	-	26.07.2023	0.59 EUR		
Fund manager	-	25.04.2023	0.59 EUR		

Performance	1M	6M	YTD	1Y	2Y	3Y	5Y	Since start
Performance	-0.79%	+3.41%	+2.41%	+0.92%	+0.44%	+9.48%	+20.56%	+57.88%
Performance p.a.	-	-	-	+0.92%	+0.22%	+3.07%	+3.81%	+4.52%
Sharpe ratio	-2.61	0.51	0.10	-0.37	-0.41	-0.07	0.01	0.08
Volatility	4.95%	6.42%	6.48%	7.42%	8.46%	8.82%	10.03%	10.17%
Worst month	-	-1.43%	-1.43%	-3.86%	-5.41%	-6.20%	-11.20%	-11.20%
Best month	-	4.07%	4.07%	4.07%	6.00%	6.00%	6.00%	6.00%
Maximum loss	-1.29%	-2.78%	-3.75%	-7.10%	-13.11%	-13.11%	-22.26%	-

Distribution permission

Austria, Germany, Switzerland, Luxembourg

¹ Important note on update status: The displayed date refers exclusively to the calculation of the NAV.

² The Mountain-View Data Fund Rating calculates a comparative ranking for funds using yield, volatility and trend data. For more information visit [MVD Funds Rating](#)

³ Displays the Ethical-Dynamical Ratio calculated according to standard criteria. The maximum value is 100. For more information visit [EDA](#)

Amundi Fds.Real Assets Tar.Inc.A2 / LU1883866367 / A2PC8E / Amundi Luxembourg

Investment strategy

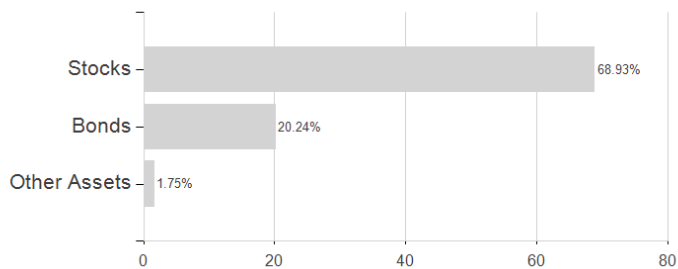
The sub-fund is actively managed. It mainly invests in equities and corporate and government bonds anywhere in the world, including emerging markets. Bond investments may be below investment grade. The sub-fund may or may not hedge currency risk at the portfolio level at the discretion of the investment manager. The sub-fund uses derivatives to reduce various risks (hedging), manage the portfolio more efficiently, and gain exposure (long or short) to various assets, markets or other investment opportunities such as credit, interest rates and foreign exchange. Management process: In actively managing the sub-fund, the investment manager uses a combination of macroeconomic and market analysis to flexibly allocate investments across asset classes and identify opportunities that appear to offer above average income prospects (top-down approach). The investment manager is not constrained by the benchmark for the construction of the portfolio and makes its own investment decisions.

Investment goal

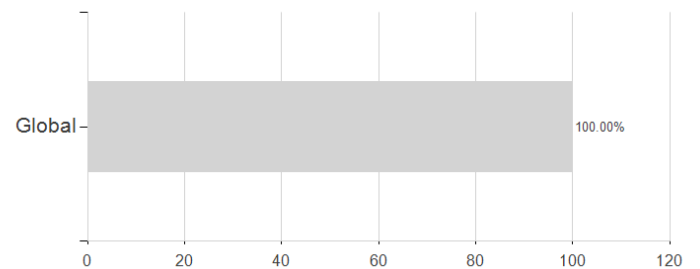
Seeks to increase the value of your investment (mainly through income) over the recommended holding period, while achieving an ESG score greater than that of the benchmark.

Assessment Structure

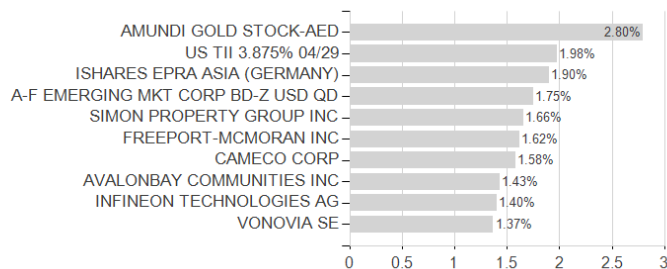
Assets



Countries



Largest positions



Currencies

