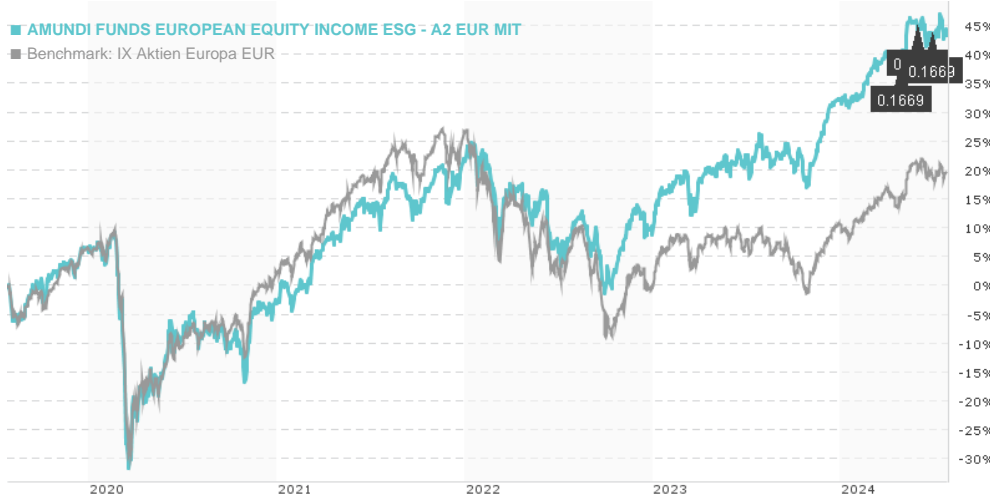


AMUNDI FUNDS EUROPEAN EQUITY INCOME ESG - A2 EUR MIT / LU1883311570 / A2PCPN / Amundi Luxembourg

Last 07/24/2024 ¹	Region	Branch	Type of yield	Type
53.15 EUR	Europe	Mixed Sectors	paying dividend	Equity Fund



Risk key figures

SRI	1	2	3	4	5	6	7
Mountain-View Funds Rating ²	EDA ³						
	76						

Yearly Performance

2023	+21.64%
2022	-10.39%
2021	+25.39%
2020	-8.44%
2019	+17.33%

Master data		Conditions		Other figures	
Fund type	Single fund	Issue surcharge	4.50%	Minimum investment	UNT 0
Category	Equity	Planned administr. fee	0.00%	Savings plan	-
Sub category	Mixed Sectors	Deposit fees	0.00%	UCITS / OGAW	Yes
Fund domicile	Luxembourg	Redemption charge	0.00%	Performance fee	0.00%
Tranch volume	(07/24/2024) EUR 0.427 mill.	Ongoing charges	-	Redeployment fee	0.00%
Total volume	(07/24/2024) EUR 20,075.27 mill.	Dividends		Investment company	
Launch date	6/7/2019	25.06.2024	0.17 EUR	Amundi Luxembourg	
KESr report funds	No	28.05.2024	0.17 EUR	5 allée Scheffer, L-2520, Luxembourg	
Business year start	01.07.	25.04.2024	0.17 EUR	Luxembourg	
Sustainability type	Ethics/ecology	25.03.2024	0.17 EUR	https://www.amundi.lu	
Fund manager	Dieter Beil	26.02.2024	0.17 EUR		

Performance	1M	6M	YTD	1Y	2Y	3Y	5Y	Since start
Performance	-0.31%	+7.87%	+8.19%	+15.12%	+31.82%	+25.57%	+43.19%	+34.67%
Performance p.a.	-	-	-	+15.08%	+14.81%	+7.89%	+7.44%	+4.53%
Sharpe ratio	-0.70	1.39	1.27	1.21	0.98	0.31	0.21	0.05
Volatility	10.52%	9.17%	9.04%	9.45%	11.38%	13.65%	17.83%	16.26%
Worst month	-	-1.33%	-1.33%	-3.12%	-6.05%	-8.70%	-15.40%	-15.40%
Best month	-	3.15%	3.71%	8.17%	8.17%	8.17%	14.47%	14.47%
Maximum loss	-2.81%	-3.47%	-3.47%	-7.29%	-12.60%	-20.90%	-37.47%	-

Distribution permission

Austria, Germany, Switzerland, Luxembourg

1 Important note on update status: The displayed date refers exclusively to the calculation of the NAV.
 2 The Mountain-View Data Fund Rating calculates a comparative ranking for funds using yield, volatility and trend data. For more information visit [MVD Funds Rating](#)
 3 Displays the Ethical-Dynamical Ratio calculated according to standard criteria. The maximum value is 100. For more information visit [EDA](#)
 DISCLAIMER: The information on this page are for informational purposes only and should neither an offer to sell nor a solicitation for the purchase of the security or recommendation in favor of the security to be understood. baha GmbH assumes no liability despite thorough searches for the accuracy of the data.
 Funds data from: www.mountain-view.com. Fact Sheet created by: www.baha.com
 Created: 07/26/2024

AMUNDI FUNDS EUROPEAN EQUITY INCOME ESG - A2 EUR MIT / LU1883311570 / A2PCPN / Amundi Luxembourg

Investment strategy

In actively managing the sub-fund, the investment manager uses a combination of market and fundamental analysis to identify companies that appear to have above-average dividend prospects (top-down and bottom-up approach). The sub-fund is mainly exposed to the issuers of the benchmark, however, the management of the sub-fund is discretionary, and will invest in issuers not included in the benchmark. The sub-fund monitors risk exposure in relation to the benchmark however the extent of deviation from the benchmark is expected to be material.

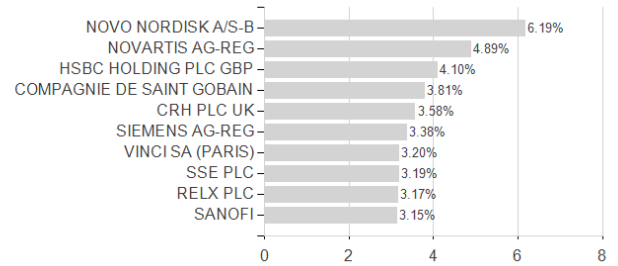
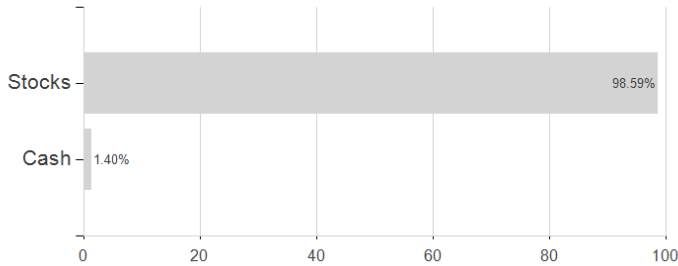
Investment goal

Seeks to increase the value of your investment (mainly through income), and outperform the benchmark, over the recommended holding period, while achieving an ESG score greater than that of the benchmark.

Assessment Structure

Assets

Largest positions



Countries

Branches

Currencies

