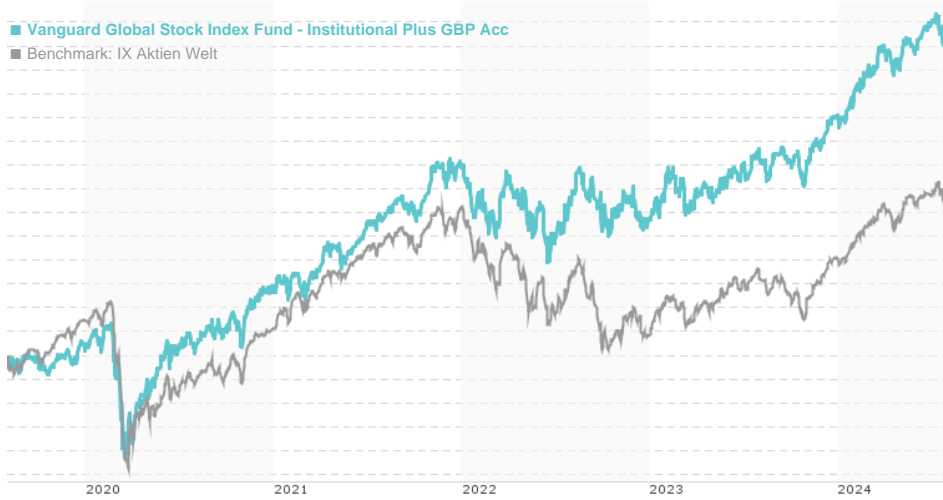


Vanguard Global Stock Index Fund - Institutional Plus GBP Acc / IE00BYVQ3L68 / A2H8EZ / Vanguard Group (IE)

Last 08/01/2024 ¹	Region	Branch	Type of yield	Type
198.53 GBP	Worldwide	Mixed Sectors	reinvestment	Equity Fund



Risk key figures

SRI	1	2	3	4	5	6	7
Mountain-View Funds Rating ²	EDA ³						
	67						

Yearly Performance

2023	+16.84%
2022	-7.84%
2021	+22.94%
2020	+12.32%
2019	+22.75%

Master data		Conditions		Other figures	
Fund type	Single fund	Issue surcharge	0.00%	Minimum investment	GBP 100,000,000.00
Category	Equity	Planned administr. fee	0.00%	Savings plan	-
Sub category	Mixed Sectors	Deposit fees	0.00%	UCITS / OGAW	Yes
Fund domicile	Ireland	Redemption charge	0.00%	Performance fee	0.00%
Tranch volume	(08/01/2024) USD 13.99 mill.	Ongoing charges	-	Redeployment fee	0.00%
Total volume	(08/01/2024) USD 19,249.08 mill.	Dividends		Investment company	
Launch date	12/14/2017	Vanguard Group (IE)			
KESr report funds	No	30 Herbert Street, D02 W329, Dublin 2			
Business year start	01.01.	Ireland			
Sustainability type	-	https://www.vanguard.co.uk			
Fund manager	Vanguard Global Advisers LLC, Europe Equity Index Team				

Performance	1M	6M	YTD	1Y	2Y	3Y	5Y	Since start
Performance	-1.16%	+9.04%	+11.65%	+16.88%	+26.89%	+30.19%	+66.46%	+98.55%
Performance p.a.	-	-	-	+16.83%	+12.63%	+9.19%	+10.72%	+10.89%
Sharpe ratio	-1.34	1.56	1.76	1.35	0.72	0.40	0.42	0.45
Volatility	12.30%	9.80%	9.79%	9.79%	12.58%	13.84%	17.03%	16.09%
Worst month	-	-2.83%	-2.83%	-2.83%	-5.45%	-5.45%	-10.59%	-10.59%
Best month	-	4.99%	4.99%	4.99%	4.99%	7.77%	9.26%	9.26%
Maximum loss	-3.73%	-3.89%	-3.89%	-5.70%	-10.35%	-15.32%	-26.06%	-

Distribution permission

Austria, Germany

¹ Important note on update status: The displayed date refers exclusively to the calculation of the NAV.

² The Mountain-View Data Fund Rating calculates a comparative ranking for funds using yield, volatility and trend data. For more information visit [MVD Funds Rating](#)

DISCLAIMER: The information on this page are for informational purposes only and should neither an offer to sell nor a solicitation for the purchase of the security or recommendation in favor of the security to be understood. baha GmbH assumes no liability despite thorough searches for the accuracy of the data.

Funds data from: www.mountain-view.com. Fact Sheet created by: www.baha.com

Vanguard Global Stock Index Fund - Institutional Plus GBP Acc / IE00BYVQ3L68 / A2H8EZ / Vanguard Group (IE)

Investment strategy

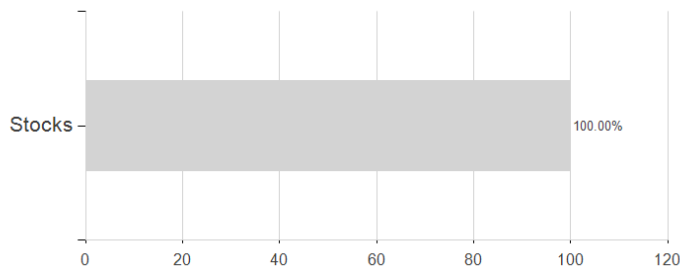
The Index is comprised of large and mid-sized company stocks in developed markets. The Fund attempts to Track the performance of the Index by investing through physical acquisition in all constituent securities of the Index in the same proportion as the Index. Where not practicable to fully replicate, the Fund will use a sampling process. The Fund attempts to Remain fully invested except in extraordinary market, political or similar conditions where the Fund may temporarily depart from this investment policy to avoid losses. The Fund invests in securities which are denominated in currencies other than the base currency. Movements in currency exchange rates can affect the return of investments.

Investment goal

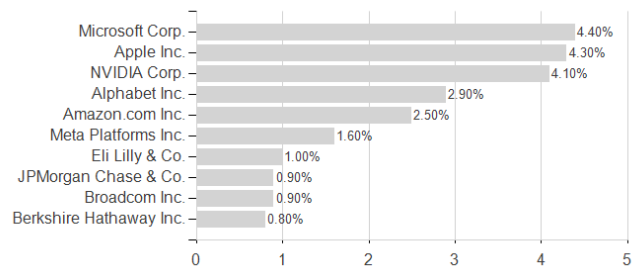
The Fund employs a passive management - or indexing - investment approach, through physical acquisition of securities, and seeks to provide long-term capital growth by tracking the performance of the MSCI World Index (the "Index").

Assessment Structure

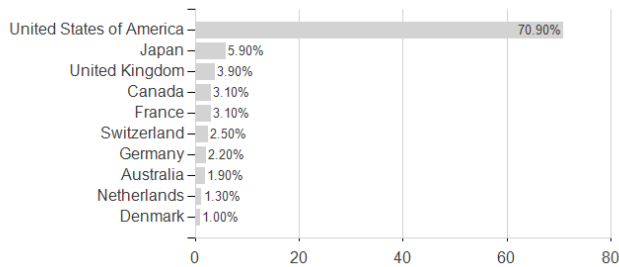
Assets



Largest positions



Countries



Branches

