

Principal GIF F.U.E.M.F.I.F.N Acc EUR H / IE00BYP55026 / A2PBCT / Principal GI.Inv. IE

Last 09/30/2024 <sup>1</sup>	Region	Branch	Type of yield	Type
11.54 EUR	Emerging Markets	Bonds: Mixed	reinvestment	Fixed-Income Fund



Risk key figures

SRI 1 2 3 4 5 6 7

Mountain-View Funds Rating<sup>2</sup> EDA<sup>3</sup>



Yearly Performance

2023	+8.35%
2022	-11.94%
2021	-3.69%
2020	+5.08%
2019	+11.71%

Master data		Conditions		Other figures	
Fund type	Single fund	Issue surcharge	0.00%	Minimum investment	USD 1,000.00
Category	Bonds	Planned administr. fee	0.00%	Savings plan	-
Sub category	Bonds: Mixed	Deposit fees	0.00%	UCITS / OGAW	Yes
Fund domicile	Ireland	Redemption charge	0.00%	Performance fee	0.00%
Tranch volume	(09/30/2024) USD 51.26 mill.	Ongoing charges	-	Redeployment fee	0.00%
Total volume	(09/30/2024) USD 2,134.32 mill.	Dividends		Investment company	
Launch date	12/21/2018	Principal GI.Inv. IE			
KESr report funds	Yes	1 Wood Street, EC2V 7JB, London			
Business year start	01.10.	United Kingdom			
Sustainability type	-	https://www.principalglobal.com			
Fund manager	Damien Buchet, Christopher Watson				

Performance	1M	6M	YTD	1Y	2Y	3Y	5Y	Since start
Performance	+2.25%	+4.68%	+6.82%	+14.69%	+24.56%	+0.45%	+5.76%	+15.39%
Performance p.a.	-	-	-	+14.73%	+11.59%	+0.15%	+1.13%	+2.51%
Sharpe ratio	9.47	1.64	1.55	2.58	1.62	-0.54	-0.38	-0.15
Volatility	2.81%	3.87%	3.84%	4.43%	5.12%	5.86%	5.82%	5.51%
Worst month	-	-1.35%	-1.35%	-2.63%	-5.26%	-8.38%	-9.11%	-9.11%
Best month	-	2.25%	3.38%	5.14%	6.72%	6.72%	6.72%	6.72%
Maximum loss	-0.30%	-2.32%	-2.32%	-2.32%	-7.31%	-21.01%	-23.31%	-

Distribution permission

Austria, Germany, Switzerland

<sup>1</sup> Important note on update status: The displayed date refers exclusively to the calculation of the NAV.

<sup>2</sup> The Mountain-View Data Fund Rating calculates a comparative ranking for funds using yield, volatility and trend data. For more information visit [MVD Funds Rating](#)

DISCLAIMER: The information on this page are for informational purposes only and should neither an offer to sell nor a solicitation for the purchase of the security or recommendation in favor of the security to be understood. baha GmbH assumes no liability despite thorough searches for the accuracy of the data.

Funds data from: www.mountain-view.com. Fact Sheet created by: www.baha.com

**Principal GIF F.U.E.M.F.I.F.N Acc EUR H / IE00BYP55026 / A2PBCT / Principal GI.Inv. IE**

3 Displays the Ethical-Dynamical Ratio calculated according to standard criteria. The maximum value is 100. For more information visit [EDA](#)

**Investment strategy**

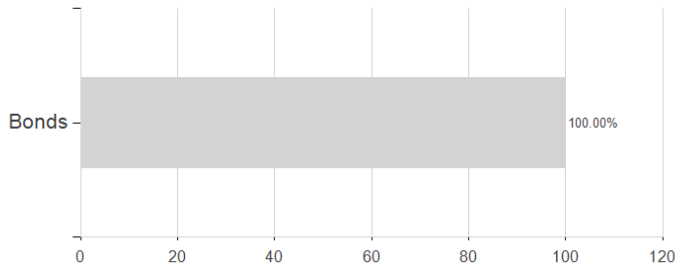
The Fund seeks to achieve its objective by actively investing in a diversified range of fixed-income and financial derivative instruments ("FDI"), a majority (not less than 51%) issued by or referencing emerging markets. These include corporate, sovereign and quasi-sovereign entities. The Fund is not managed with reference to a benchmark or index.

**Investment goal**

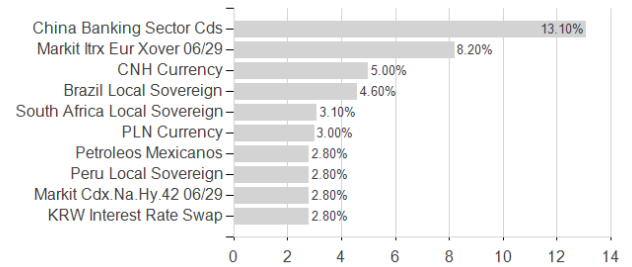
The investment objective of the Fund is to seek to generate total returns through income and capital appreciation, while limiting volatility and potential capital losses.

**Assessment Structure**

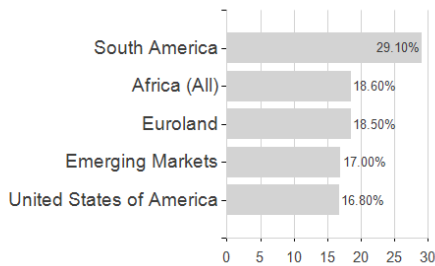
**Assets**



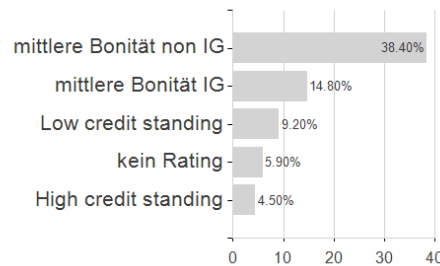
**Largest positions**



**Countries**



**Rating**



**Currencies**

