

VV-Strategie Dynamik T3 / LU0336102388 / A0M9AT / LRI Invest

| | | | | |
|------------------------------|-----------|-------------------------|-----------------|------------|
| Last 07/12/2024 ¹ | Region | Branch | Type of yield | Type |
| 1889.58 EUR | Worldwide | Mixed Fund/Focus Equity | paying dividend | Mixed Fund |

VV-Strategie Dynamik T3

■ Benchmark: IX Mischfonds aktienorientiert EUR



Risk key figures

SRI 1 2 3 4 5 6 7

Mountain-View Funds Rating² EDA³

75

Yearly Performance

| | |
|------|---------|
| 2023 | +16.60% |
| 2022 | -11.82% |
| 2021 | +21.21% |
| 2020 | +2.24% |

| Master data | | Conditions | | Other figures | |
|---------------------|-------------------------------|------------------------|-----------|--|------------------|
| Fund type | Single fund | Issue surcharge | 6.00% | Minimum investment | EUR 1,500,000.00 |
| Category | Mixed Fund | Planned administr. fee | 0.00% | Savings plan | - |
| Sub category | Mixed Fund/Focus Equity | Deposit fees | 0.03% | UCITS / OGAW | Yes |
| Fund domicile | Luxembourg | Redemption charge | 0.00% | Performance fee | 0.00% |
| Tranch volume | (07/12/2024) EUR 136.21 mill. | Ongoing charges | - | Redeployment fee | 0.00% |
| Total volume | (07/12/2024) EUR 434.57 mill. | Dividends | | Investment company | |
| Launch date | 1/21/2008 | 05.12.2023 | 26.60 EUR | LRI Invest | |
| KESt report funds | No | 28.07.2020 | 0.68 EUR | 9A, rue Gabriel Lippmann, 5365, Munsbach | |
| Business year start | 01.04. | 31.07.2019 | 4.09 EUR | Luxembourg | |
| Sustainability type | - | | | http://www.lri-invest.lu | |
| Fund manager | LRI Invest S.A. | | | | |

| Performance | 1M | 6M | YTD | 1Y | 2Y | 3Y | 5Y | Since start |
|------------------|--------|---------|---------|---------|---------|---------|---------|-------------|
| Performance | +0.77% | +11.40% | +11.07% | +17.74% | +29.95% | +22.28% | +47.01% | +49.04% |
| Performance p.a. | - | - | - | +17.69% | +13.97% | +6.93% | +8.00% | +8.04% |
| Sharpe ratio | 0.93 | 2.98 | 2.70 | 2.02 | 1.18 | 0.33 | 0.36 | 0.37 |
| Volatility | 6.58% | 6.89% | 6.82% | 6.96% | 8.71% | 9.92% | 11.86% | 11.73% |
| Worst month | - | -1.99% | -1.99% | -2.23% | -4.62% | -4.74% | -8.08% | -8.08% |
| Best month | - | 3.60% | 3.60% | 5.09% | 6.36% | 6.36% | 7.45% | 7.45% |
| Maximum loss | -1.15% | -2.44% | -2.44% | -4.93% | -9.48% | -16.50% | -25.82% | - |

Distribution permission

Germany

¹ Important note on update status: The displayed date refers exclusively to the calculation of the NAV.

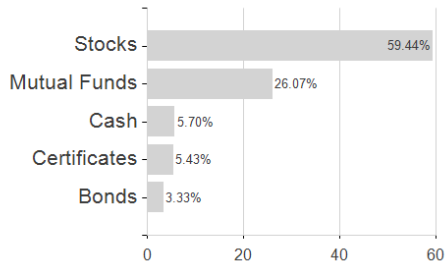
² The Mountain-View Data Fund Rating calculates a comparative ranking for funds using yield, volatility and trend data. For more information visit [MVD Funds Rating](#)

³ Displays the Ethical-Dynamical Ratio calculated according to standard criteria. The maximum value is 100. For more information visit [EDA](#)

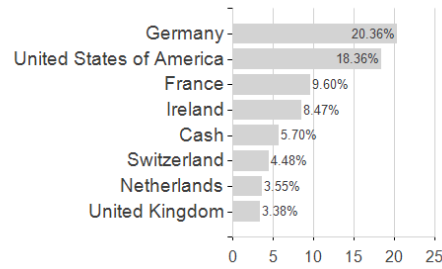
VV-Strategie Dynamik T3 / LU0336102388 / A0M9AT / LRI Invest

Assessment Structure

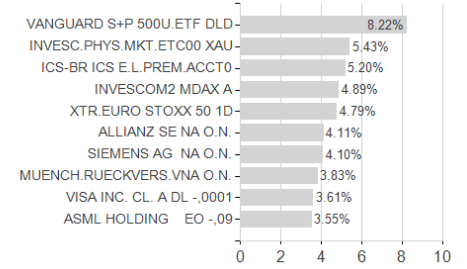
Assets



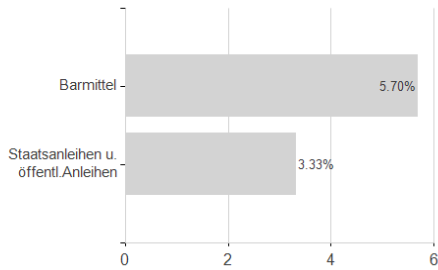
Countries



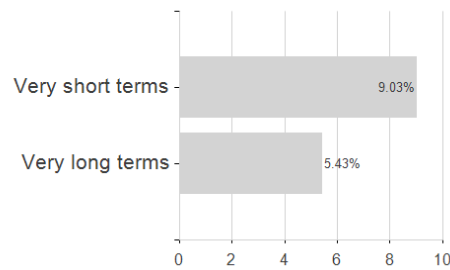
Largest positions



Issuer



Duration



Currencies

