

Capital Gr.Em.M.Tot.Opp.(LUX)Cdm JPY / LU1879617006 / A2N9NQ / Capital Int. M. Co.

Last 09/06/2024 ¹	Region	Branch	Type of yield	Type
1238.00 JPY	Emerging Markets	Mixed fund/flexible	paying dividend	Mixed Fund



Risk key figures

SRI 1 2 3 4 5 6 7

Mountain-View Funds Rating² EDA³

74

Yearly Performance

2023	+20.91%
2022	-2.78%
2021	+13.85%
2020	+5.90%
2019	+16.52%

Master data		Conditions		Other figures	
Fund type	Single fund	Issue surcharge	0.00%	Minimum investment	UNT 0
Category	Mixed Fund	Planned administr. fee	0.00%	Savings plan	-
Sub category	Mixed fund/flexible	Deposit fees	0.08%	UCITS / OGAW	Yes
Fund domicile	Luxembourg	Redemption charge	0.00%	Performance fee	0.00%
Tranch volume	(09/06/2024) USD 10,040.16 mill.	Ongoing charges	-	Redeployment fee	0.00%
Total volume	(09/06/2024) USD 651.32 mill.	Dividends		Investment company	
Launch date	12/14/2018	03.09.2024	5.88 JPY	Capital Int. M. Co.	
KESr report funds	No	01.08.2024	6.04 JPY	37A, Avenue J-F Kennedy, 1855, Luxembourg	
Business year start	01.01.	01.07.2024	7.05 JPY	Luxembourg	
Sustainability type	-	03.06.2024	9.78 JPY	https://www.capitalgroup.com	
Fund manager	Arthur Caye, Patricio Ciarfaglia, Luis Freitas de Oliveira	02.05.2024	7.07 JPY		

Performance	1M	6M	YTD	1Y	2Y	3Y	5Y	Since start
Performance	+0.71%	-0.92%	+5.99%	+6.65%	+23.12%	+24.59%	+64.63%	+69.22%
Performance p.a.	-	-	-	+6.63%	+10.95%	+7.60%	+10.47%	+9.61%
Sharpe ratio	0.43	-0.47	0.54	0.32	0.70	0.36	0.55	0.50
Volatility	12.07%	11.17%	10.12%	9.89%	10.76%	11.53%	12.66%	12.37%
Worst month	-	-5.59%	-5.59%	-5.59%	-5.59%	-5.75%	-15.45%	-15.45%
Best month	-	2.58%	3.64%	3.64%	7.94%	7.94%	7.94%	7.94%
Maximum loss	-4.03%	-12.78%	-12.78%	-12.78%	-12.78%	-15.11%	-25.52%	-

Distribution permission

Austria, Germany, Switzerland, Luxembourg

¹ Important note on update status: The displayed date refers exclusively to the calculation of the NAV.

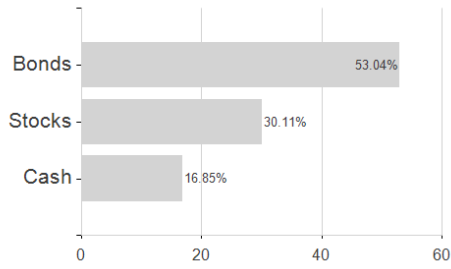
² The Mountain-View Data Fund Rating calculates a comparative ranking for funds using yield, volatility and trend data. For more information visit [MVD Funds Rating](#)

³ Displays the Ethical-Dynamical Ratio calculated according to standard criteria. The maximum value is 100. For more information visit [EDA](#)

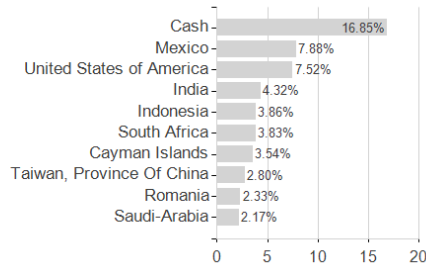
Capital Gr.Em.M.Tot.Opp.(LUX)Cdm JPY / LU1879617006 / A2N9NQ / Capital Int. M. Co.

Assessment Structure

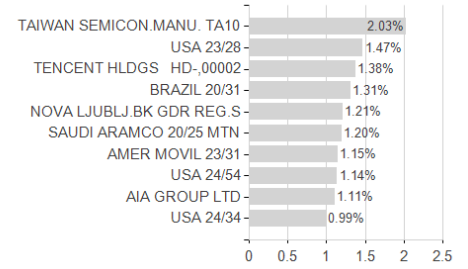
Assets



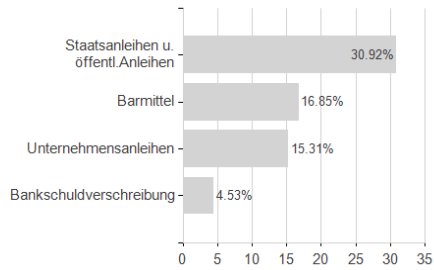
Countries



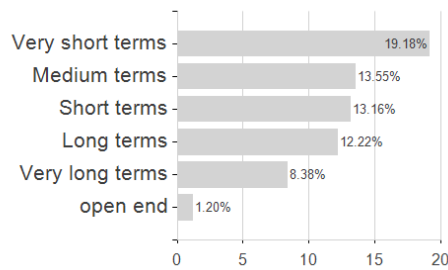
Largest positions



Issuer



Duration



Currencies

