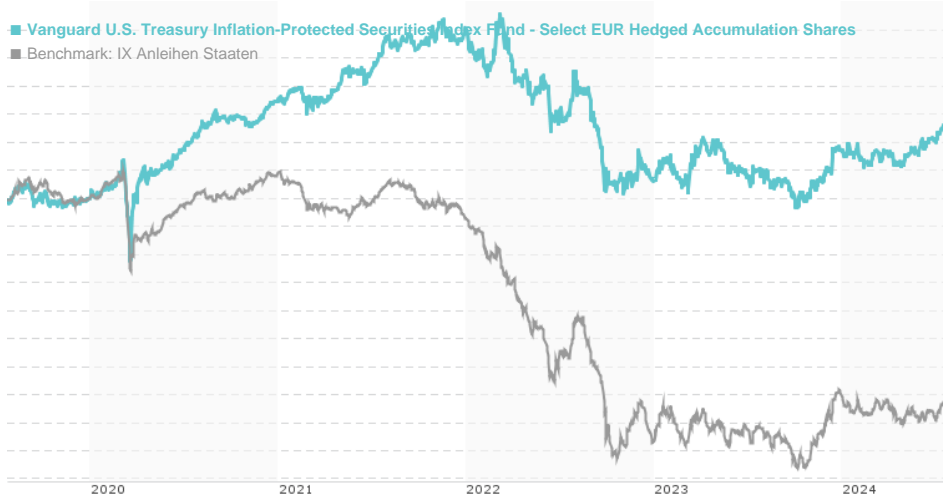


Vanguard U.S. Treasury Inflation-Protected Securities Index Fund - Select EUR Hedged Accumulation Shares /

Last 07/23/2024 <sup>1</sup>	Country	Branch	Type of yield	Type
103.31 EUR	United States of America	Government Bonds	reinvestment	Fixed-Income Fund



Risk key figures

SRI	1	2	3	4	5	6	7
Mountain-View Funds Rating <sup>2</sup>	EDA <sup>3</sup>						
	▲ ▲ ▲ ▲ ▲ ▲ ▲						

Yearly Performance

2023	+2.17%
2022	-9.61%
2021	+4.62%
2020	+7.06%

Master data		Conditions		Other figures	
Fund type	Single fund	Issue surcharge	0.00%	Minimum investment	EUR 1,000,000,000.00
Category	Bonds	Planned administr. fee	0.00%	Savings plan	-
Sub category	Government Bonds	Deposit fees	0.00%	UCITS / OGAW	Yes
Fund domicile	Ireland	Redemption charge	0.00%	Performance fee	0.00%
Tranch volume	(07/22/2024) USD 345.23 mill.	Ongoing charges	-	Redeployment fee	0.00%
Total volume	(07/22/2024) USD 1,332.25 mill.	<b>Dividends</b>		<b>Investment company</b>	
Launch date	10/24/2016	Vanguard Group (IE)			
KESr report funds	Yes	30 Herbert Street, D02 W329, Dublin 2			
Business year start	01.01.	Ireland			
Sustainability type	-	https://www.vanguard.co.uk			
Fund manager	John Madziyire				

Performance	1M	6M	YTD	1Y	2Y	3Y	5Y	Since start
Performance	+0.49%	+1.63%	+1.26%	+2.59%	-2.10%	-5.43%	+4.86%	+6.92%
Performance p.a.	-	-	-	+2.59%	-1.06%	-1.84%	+0.95%	+1.29%
Sharpe ratio	1.20	-0.12	-0.44	-0.29	-0.94	-1.08	-0.58	-0.52
Volatility	2.23%	3.23%	3.25%	3.87%	5.07%	5.13%	4.72%	4.66%
Worst month	-	-1.00%	-1.00%	-1.13%	-5.39%	-5.39%	-5.39%	-5.39%
Best month	-	1.17%	1.72%	1.72%	3.46%	3.46%	3.46%	3.46%
Maximum loss	-0.43%	-1.57%	-1.58%	-2.68%	-8.87%	-12.11%	-12.11%	-

Distribution permission

Austria, Germany, Switzerland

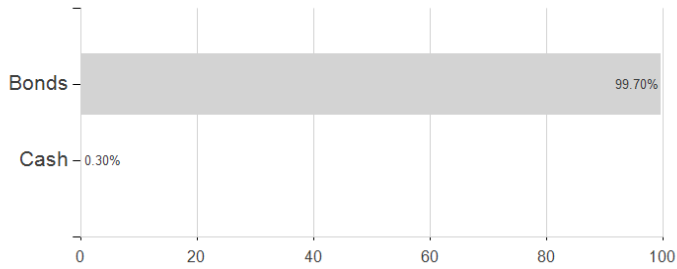
<sup>1</sup> Important note on update status: The displayed date refers exclusively to the calculation of the NAV.  
<sup>2</sup> The Mountain-View Data Fund Rating calculates a comparative ranking for funds using yield, volatility and trend data. For more information visit [MVD Funds Rating](#)

## Vanguard U.S. Treasury Inflation-Protected Securities Index Fund - Select EUR Hedged Accumulation Shares /

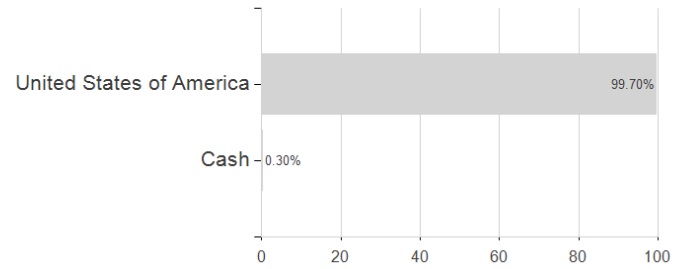
3 Displays the Ethical-Dynamical Ratio calculated according to standard criteria. The maximum value is 100. For more information visit [EDA](#)

### Assessment Structure

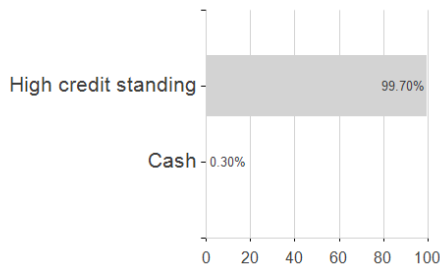
#### Assets



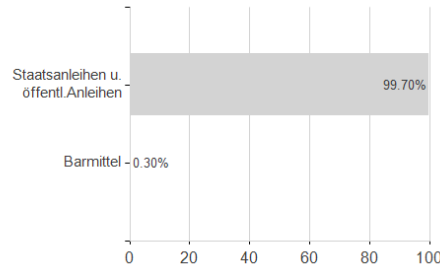
#### Countries



#### Rating



#### Issuer



#### Duration

