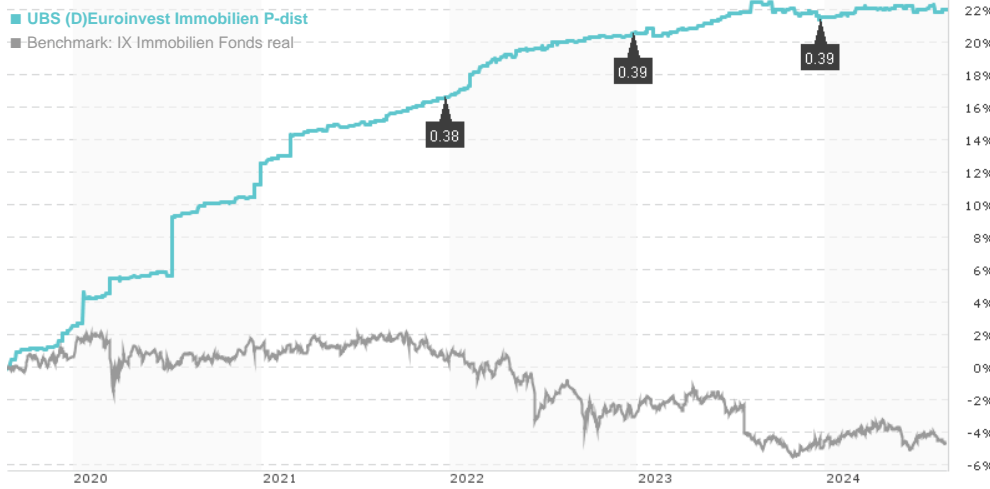


UBS (D)Euroinvest Immobilien P-dist / DE000A111Z29 / A111Z2 / UBS Real Estate

Last 08/23/2024 <sup>1</sup>	Region	Branch	Type of yield	Type
10.50 EUR	Europe	Real Estate Fund/Property	paying dividend	Real Estate Investment Fund



Risk key figures

SRI	1	2	3	4	5	6	7
-----	---	---	---	---	---	---	---

Mountain-View Funds Rating <sup>2</sup>	EDA <sup>3</sup>
▲▲▲▲▲▲▲	-

Yearly Performance

2023	+0.84%
2022	+3.34%
2021	+3.62%
2020	+9.74%

Master data		Conditions		Other figures	
Fund type	Single fund	Issue surcharge	5.00%	Minimum investment	UNT 0
Category	Real Estate	Planned administr. fee	0.00%	Savings plan	Yes
Sub category	Real Estate Fund/Property	Deposit fees	0.25%	UCITS / OGAW	-
Fund domicile	Germany	Redemption charge	0.00%	Performance fee	0.00%
Tranch volume	-	Ongoing charges	-	Redeployment fee	0.00%
Total volume	(08/23/2024) EUR 449.31 mill.	Dividends		Investment company	
Launch date	3/1/2019	21.12.2023	0.39 EUR	UBS Real Estate	
KESt report funds	Yes	22.12.2022	0.39 EUR	Theatinerstraße 16, 80333, München	
Business year start	01.09.	22.12.2021	0.38 EUR	Germany	
Sustainability type	-	17.12.2020	0.19 EUR	https://www.ubs.com	
Fund manager	UBS Real Estate GmbH, München	18.12.2019	0.20 EUR		

Performance	1M	6M	YTD	1Y	2Y	3Y	5Y	Since start
Performance	-0.19%	+0.19%	+0.38%	-0.35%	+1.59%	+5.93%	+22.06%	+23.43%
Performance p.a.	-	-	-	-0.35%	+0.79%	+1.94%	+4.06%	+4.05%
Sharpe ratio	-5.31	-3.77	-3.74	-4.13	-3.16	-1.75	0.25	0.25
Volatility	1.08%	0.84%	0.79%	0.94%	0.87%	0.91%	2.12%	2.07%
Worst month	-	-0.10%	-0.36%	-0.37%	-0.37%	-0.37%	-0.37%	-0.37%
Best month	-	0.29%	0.29%	0.46%	0.46%	1.20%	3.59%	3.59%
Maximum loss	-0.38%	-0.38%	-0.38%	-0.82%	-0.82%	-0.82%	-0.82%	-

Distribution permission

Germany

1 Important note on update status: The displayed date refers exclusively to the calculation of the NAV.

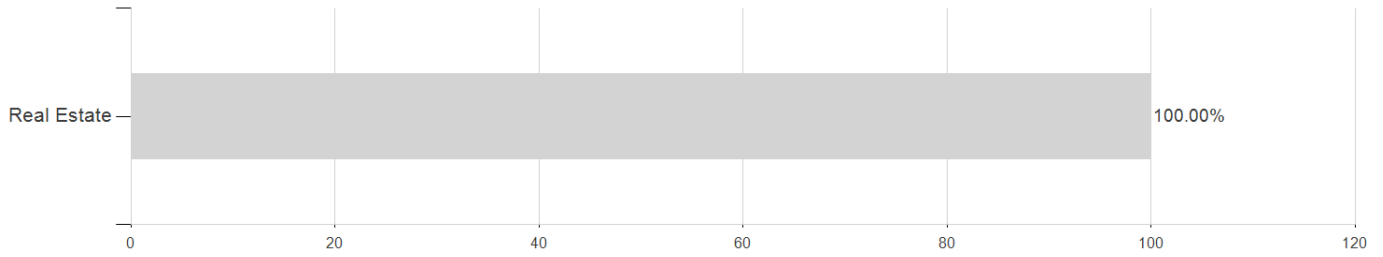
2 The Mountain-View Data Fund Rating calculates a comparative ranking for funds using yield, volatility and trend data. For more information visit [MVD Funds Rating](#)

3 Displays the Ethical-Dynamical Ratio calculated according to standard criteria. The maximum value is 100. For more information visit [EDA](#)

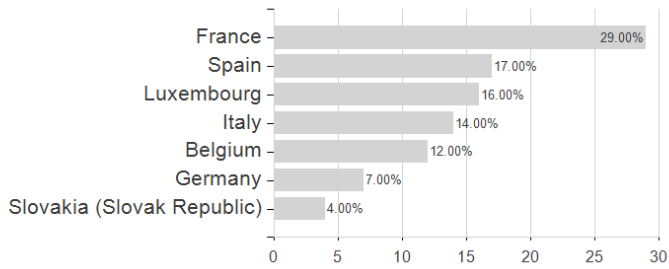
UBS (D)Euroinvest Immobilien P-dist / DE000A111Z29 / A111Z2 / UBS Real Estate

Assessment Structure

Assets



Countries



Branches

