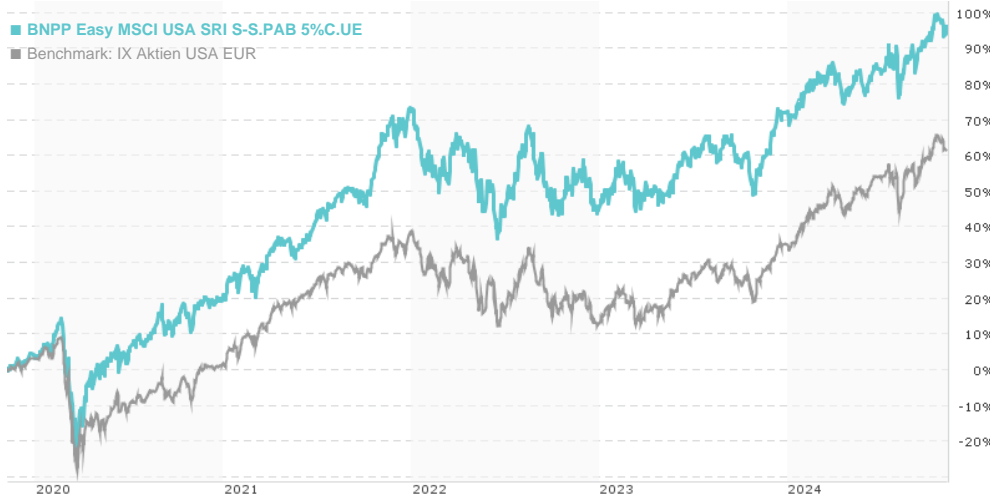


BNPP Easy MSCI USA SRI S-S.PAB 5%C.UE / LU1659681586 / A2PGAL / BNP PARIBAS AM (LU)

Last 11/05/2024 ¹	Country	Branch	Type of yield	Type
22.34 EUR	United States of America	Mixed Sectors	reinvestment	Equity Fund



Risk key figures

SRI	1	2	3	4	5	6	7	
Mountain-View Funds Rating ²							EDA ³	80

Yearly Performance

2023	+18.77%
2022	-15.84%
2021	+42.14%
2020	+17.43%

Master data		Conditions		Other figures	
Fund type	Single fund	Issue surcharge	0.00%	Minimum investment	UNT 1
Category	Equity	Planned administr. fee	0.00%	Savings plan	-
Sub category	Mixed Sectors	Deposit fees	0.00%	UCITS / OGAW	Yes
Fund domicile	Luxembourg	Redemption charge	0.00%	Performance fee	0.00%
Tranch volume	(11/05/2024) USD 73.73 mill.	Ongoing charges	-	Redeployment fee	0.00%
Total volume	(11/05/2024) USD 1,249.55 mill.	Dividends		Investment company	
Launch date	2/15/2019	BNP PARIBAS AM (LU)			
KEST report funds	Yes	10, rue Edward Steichen, 2540, Luxembourg			
Business year start	01.01.	Luxembourg			
Sustainability type	Ethics/ecology	https://www.bnpparibas-am.com			
Fund manager	Alexandre Zamora				

Performance	1M	6M	YTD	1Y	2Y	3Y	5Y	Since start
Performance	+1.89%	+9.22%	+13.84%	+26.41%	+29.49%	+17.93%	+97.84%	+123.36%
Performance p.a.	-	-	-	+26.41%	+13.81%	+5.65%	+14.60%	+15.07%
Sharpe ratio	-0.36	0.99	0.92	1.69	0.68	0.12	0.53	0.58
Volatility	11.00%	14.22%	13.35%	13.17%	14.96%	18.02%	21.33%	20.53%
Worst month	-	0.11%	-4.95%	-4.95%	-8.78%	-8.78%	-10.70%	-10.70%
Best month	-	3.47%	5.43%	7.95%	7.95%	12.39%	12.97%	12.97%
Maximum loss	-3.07%	-7.78%	-7.78%	-7.78%	-10.16%	-21.23%	-32.13%	-

Distribution permission

Austria, Germany, Switzerland, Czech Republic

¹ Important note on update status: The displayed date refers exclusively to the calculation of the NAV.

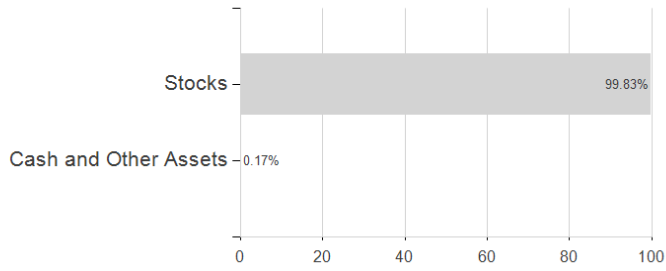
² The Mountain-View Data Fund Rating calculates a comparative ranking for funds using yield, volatility and trend data. For more information visit [MVD Funds Rating](#)

BNPP Easy MSCI USA SRI S-S.PAB 5%C.UE / LU1659681586 / A2PGAL / BNP PARIBAS AM (LU)

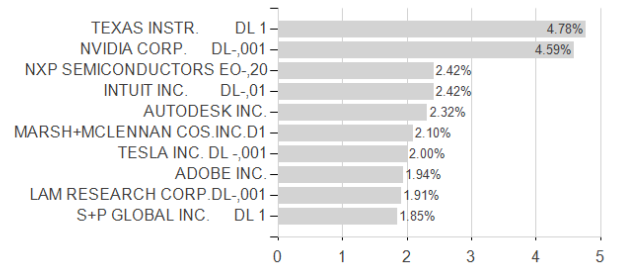
3 Displays the Ethical-Dynamical Ratio calculated according to standard criteria. The maximum value is 100. For more information visit [EDA](#)

Assessment Structure

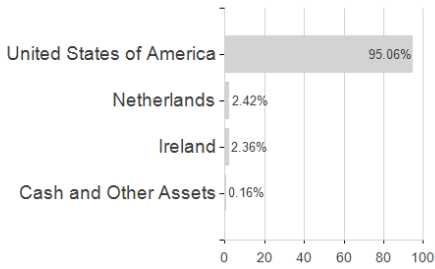
Assets



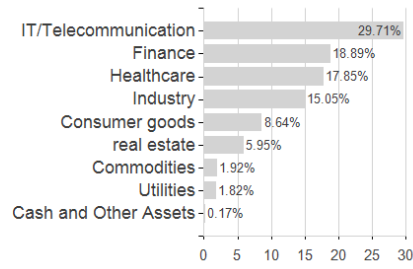
Largest positions



Countries



Branches



Currencies

