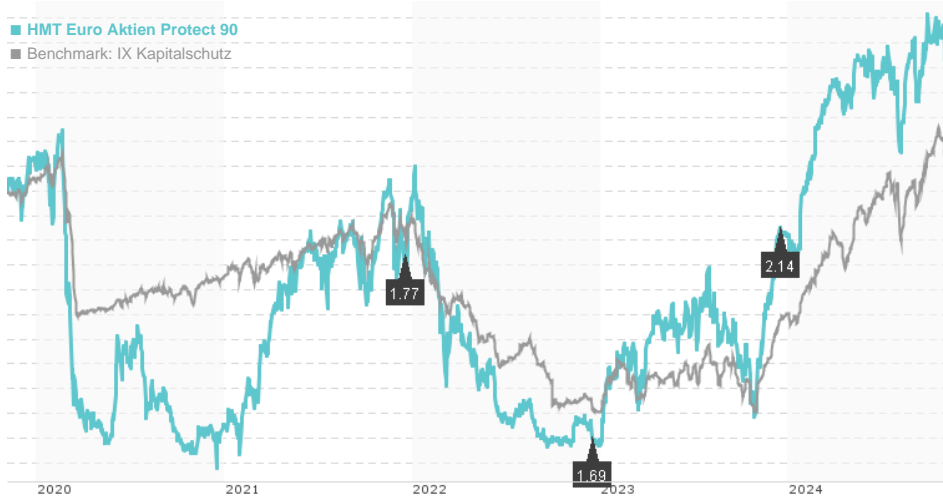


HMT Euro Aktien Protect 90 / DE000A2PB6J1 / A2PB6J / Universal-Investment

Last 11/04/2024 ¹	Region	Branch	Type of yield	Type
101.44 EUR	Euroland	Capital Protected Funds	paying dividend	Alternative Investm.



Risk key figures

SRI	1	2	3	4	5	6	7
Mountain-View Funds Rating ²	EDA ³						
	-						

Yearly Performance

2023	+9.24%
2022	-9.62%
2021	+9.95%
2020	-10.23%

Master data		Conditions		Other figures	
Fund type	Single fund	Issue surcharge	5.00%	Minimum investment	UNT 0
Category	Other Funds	Planned administr. fee	0.00%	Savings plan	Yes
Sub category	Capital Protected Funds	Deposit fees	0.20%	UCITS / OGAW	Yes
Fund domicile	Germany	Redemption charge	0.00%	Performance fee	0.00%
Tranch volume	(11/04/2024) EUR 60.07 mill.	Ongoing charges	-	Redeployment fee	0.00%
Total volume	(11/01/2024) EUR 60.23 mill.	Dividends		Investment company	
Launch date	4/1/2019	15.12.2023	2.14 EUR	Universal-Investment	
KESt report funds	No	15.12.2022	1.69 EUR	Theodor-Heuss-Allee 70, 60486, Frankfurt am Main	
Business year start	01.11.	15.12.2021	1.77 EUR	Germany	
Sustainability type	-	16.12.2020	1.21 EUR	https://www.universal-investment.com	
Fund manager	-	16.12.2019	1.93 EUR		

Performance	1M	6M	YTD	1Y	2Y	3Y	5Y	Since start
Performance	-0.39%	+1.42%	+7.46%	+13.61%	+17.61%	+6.13%	+5.91%	+11.06%
Performance p.a.	-	-	-	+13.65%	+8.43%	+2.00%	+1.15%	+1.89%
Sharpe ratio	-1.36	-0.03	0.95	1.77	0.82	-0.16	-0.28	-0.17
Volatility	5.58%	6.67%	6.15%	6.00%	6.52%	6.88%	7.02%	7.13%
Worst month	-	-1.07%	-1.07%	-1.07%	-2.30%	-3.08%	-5.15%	-5.15%
Best month	-	1.41%	2.54%	4.81%	4.81%	4.81%	4.81%	4.81%
Maximum loss	-1.56%	-4.04%	-4.04%	-4.04%	-6.24%	-11.22%	-13.37%	-

Distribution permission

Germany, Czech Republic

1 Important note on update status: The displayed date refers exclusively to the calculation of the NAV.

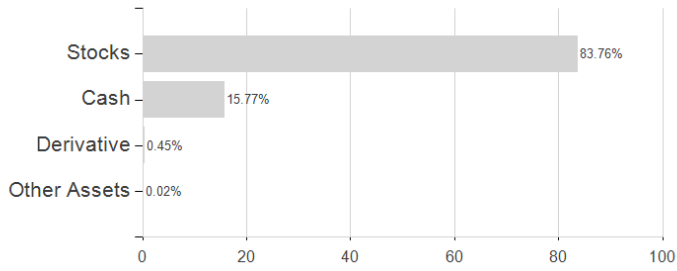
2 The Mountain-View Data Fund Rating calculates a comparative ranking for funds using yield, volatility and trend data. For more information visit [MVD Funds Rating](#)

3 Displays the Ethical-Dynamical Ratio calculated according to standard criteria. The maximum value is 100. For more information visit [EDA](#)

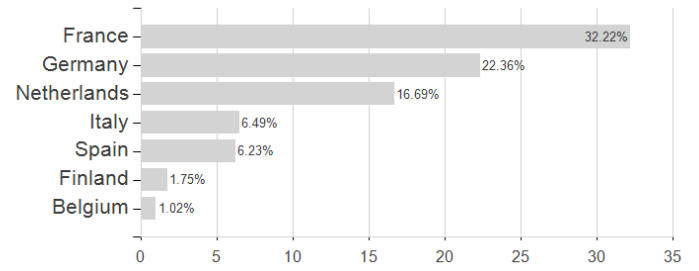
HMT Euro Aktien Protect 90 / DE000A2PB6J1 / A2PB6J / Universal-Investment

Assessment Structure

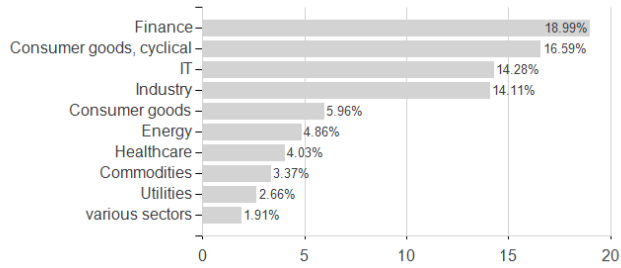
Assets



Countries



Branches



Currencies

