

Eurizon Fund - Active Allocation X EUR Accumulation / LU1769712073 / A2PKEF / Eurizon Capital

| | | | | |
|------------------------------|-----------|---------------------|---------------|------------|
| Last 11/05/2024 ¹ | Region | Branch | Type of yield | Type |
| 122.32 EUR | Worldwide | Mixed fund/flexible | reinvestment | Mixed Fund |



Risk key figures

| | | | | | | | |
|---|------------------|---|---|---|---|---|---|
| SRI | 1 | 2 | 3 | 4 | 5 | 6 | 7 |
| Mountain-View Funds Rating ² | EDA ³ | | | | | | |
| | 79 | | | | | | |

Yearly Performance

| | |
|------|---------|
| 2023 | +7.51% |
| 2022 | -12.10% |
| 2021 | +8.01% |
| 2020 | +6.88% |
| 2019 | +12.54% |

| Master data | | Conditions | | Other figures | |
|---------------------|---------------------------------|---|-------|---------------------------|------------------|
| Fund type | Single fund | Issue surcharge | 0.00% | Minimum investment | EUR 3,000,000.00 |
| Category | Mixed Fund | Planned administr. fee | 0.00% | Savings plan | - |
| Sub category | Mixed fund/flexible | Deposit fees | 0.00% | UCITS / OGAW | Yes |
| Fund domicile | Luxembourg | Redemption charge | 0.00% | Performance fee | 0.00% |
| Tranch volume | (11/04/2024) EUR 50.13 mill. | Ongoing charges | - | Redeployment fee | 0.00% |
| Total volume | (11/04/2024) EUR 1,116.71 mill. | Dividends | | Investment company | |
| Launch date | 4/5/2018 | Eurizon Capital | | | |
| KEST report funds | Yes | 28, boulevard Kockelscheuer, L-1821, Luxembourg | | | |
| Business year start | 01.01. | Luxembourg | | | |
| Sustainability type | - | http://www.eurizoncapital.lu | | | |
| Fund manager | Marco Morello | | | | |

| Performance | 1M | 6M | YTD | 1Y | 2Y | 3Y | 5Y | Since start |
|------------------|--------|--------|--------|---------|---------|---------|---------|-------------|
| Performance | -0.45% | +5.31% | +8.27% | +15.60% | +16.78% | +1.65% | +19.32% | +22.32% |
| Performance p.a. | - | - | - | +15.60% | +8.08% | +0.55% | +3.59% | +3.10% |
| Sharpe ratio | -3.19 | 1.41 | 1.23 | 2.27 | 0.81 | -0.38 | 0.07 | 0.00 |
| Volatility | 3.70% | 5.31% | 5.37% | 5.47% | 6.03% | 6.54% | 8.54% | 8.15% |
| Worst month | - | -0.91% | -1.67% | -1.67% | -2.94% | -5.74% | -7.33% | -7.33% |
| Best month | - | 2.26% | 3.88% | 5.93% | 5.93% | 5.93% | 7.48% | 7.48% |
| Maximum loss | -1.69% | -3.07% | -3.07% | -3.07% | -7.55% | -15.34% | -19.68% | - |

Distribution permission

Austria, Germany, Switzerland, Czech Republic

¹ Important note on update status: The displayed date refers exclusively to the calculation of the NAV.
² The Mountain-View Data Fund Rating calculates a comparative ranking for funds using yield, volatility and trend data. For more information visit [MVD Funds Rating](#)
³ Displays the Ethical-Dynamical Ratio calculated according to standard criteria. The maximum value is 100. For more information visit [EDA](#)

Eurizon Fund - Active Allocation X EUR Accumulation / LU1769712073 / A2PKEF / Eurizon Capital

Investment strategy

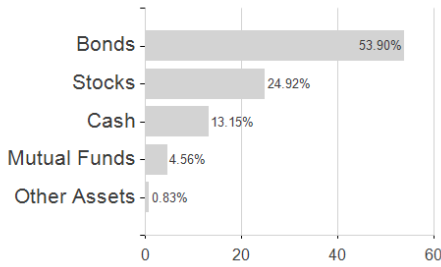
In actively managing the fund, the investment manager combines macroeconomic, market and fundamental company analysis with high conviction ideas to dynamically adjust the portfolio's asset mix (top-down approach). The fund is designed without reference to a benchmark.

Investment goal

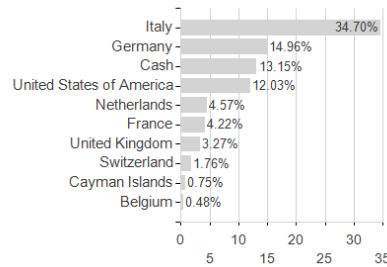
To increase the value of your investment over time. The fund mainly invests, either directly or through derivatives, in equities and corporate and government bonds denominated in any currency, and in currencies themselves. These investments may be from anywhere in the world, including emerging markets, and some of them may be below investment grade.

Assessment Structure

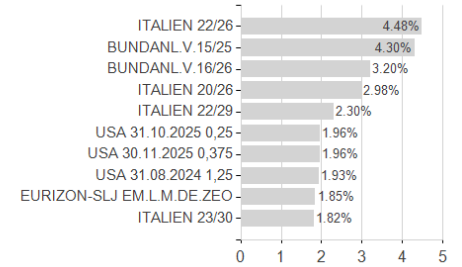
Assets



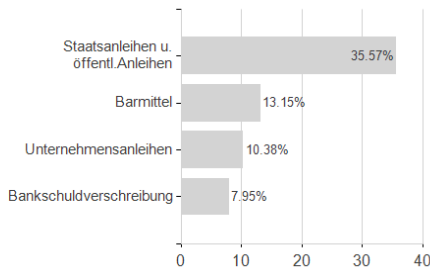
Countries



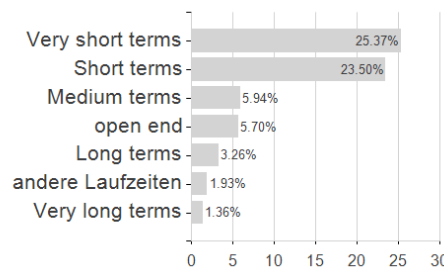
Largest positions



Issuer



Duration



Currencies

