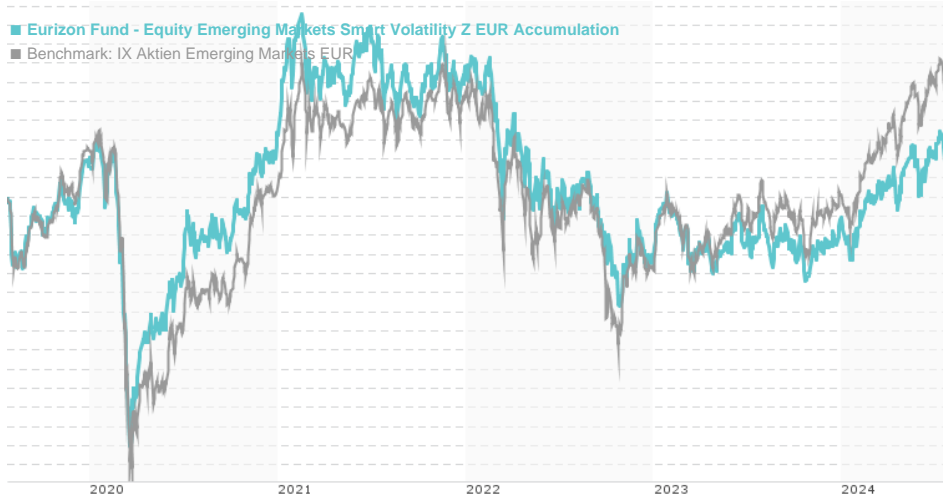


**Eurizon Fund - Equity Emerging Markets Smart Volatility Z EUR Accumulation / LU0335979323 / A2JD3J / Eurizon**

|                              |                  |               |               |             |
|------------------------------|------------------|---------------|---------------|-------------|
| Last 07/23/2024 <sup>1</sup> | Region           | Branch        | Type of yield | Type        |
| 253.04 EUR                   | Emerging Markets | Mixed Sectors | reinvestment  | Equity Fund |



**Risk key figures**

|   |                  |   |   |   |   |   |   |
|---|------------------|---|---|---|---|---|---|
| SRI                                     | 1                | 2 | 3 | 4 | 5 | 6 | 7 |
| Mountain-View Funds Rating <sup>2</sup> | EDA <sup>3</sup> |   |   |   |   |   |   |
|   | 76               |   |   |   |   |   |   |

**Yearly Performance**

|      |         |
|------|---------|
| 2023 | +4.85%  |
| 2022 | -18.06% |
| 2021 | +6.65%  |
| 2020 | +3.25%  |

| Master data         |                               | Conditions                                      |       | Other figures      |                  |
|---------------------|-------------------------------|---|-------|--------------------|------------------|
| Fund type           | Single fund                   | Issue surcharge                                 | 0.00% | Minimum investment | EUR 3,000,000.00 |
| Category            | Equity                        | Planned administr. fee                          | 0.00% | Savings plan       | -                |
| Sub category        | Mixed Sectors                 | Deposit fees                                    | 0.00% | UCITS / OGAW       | Yes              |
| Fund domicile       | Luxembourg                    | Redemption charge                               | 0.00% | Performance fee    | 0.00%            |
| Tranch volume       | (07/23/2024) EUR 1.36 mill.   | Ongoing charges                                 | -     | Redeployment fee   | 0.00%            |
| Total volume        | (07/23/2024) EUR 446.47 mill. | Dividends                                       |       | Investment company |                  |
| Launch date         | 1/22/2008                     | Eurizon Capital                                 |       |                    |                  |
| KESt report funds   | Yes                           | 28, boulevard Kockelscheuer, L-1821, Luxembourg |       |                    |                  |
| Business year start | 01.01.                        | Luxembourg                                      |       |                    |                  |
| Sustainability type | -                             | http://www.eurizoncapital.lu                    |       |                    |                  |
| Fund manager        | Roberto Berzero               |   |       |                    |                  |

| Performance      | 1M     | 6M      | YTD    | 1Y     | 2Y      | 3Y      | 5Y      | Since start |
|------------------|--------|---------|--------|--------|---------|---------|---------|-------------|
| Performance      | +0.01% | +10.29% | +6.76% | +8.81% | +4.81%  | -6.87%  | +3.82%  | +6.09%      |
| Performance p.a. | -      | -       | -      | +8.81% | +2.38%  | -2.34%  | +0.75%  | +1.11%      |
| Sharpe ratio     | -0.41  | 1.60    | 0.78   | 0.46   | -0.10   | -0.44   | -0.20   | -0.18       |
| Volatility       | 8.87%  | 11.23%  | 11.21% | 11.17% | 12.63%  | 13.77%  | 14.77%  | 14.48%      |
| Worst month      | -      | -2.76%  | -2.76% | -4.25% | -7.74%  | -7.74%  | -15.09% | -15.09%     |
| Best month       | -      | 5.25%   | 5.25%  | 5.25%  | 9.13%   | 9.13%   | 9.65%   | 9.65%       |
| Maximum loss     | -2.90% | -5.01%  | -5.01% | -7.95% | -13.60% | -24.11% | -30.16% | -           |

**Distribution permission**

Austria, Germany, Switzerland

<sup>1</sup> Important note on update status: The displayed date refers exclusively to the calculation of the NAV.

<sup>2</sup> The Mountain-View Data Fund Rating calculates a comparative ranking for funds using yield, volatility and trend data. For more information visit [MVD Funds Rating](#)

<sup>3</sup> Displays the Ethical-Dynamical Ratio calculated according to standard criteria. The maximum value is 100. For more information visit [EDA](#)

**Eurizon Fund - Equity Emerging Markets Smart Volatility Z EUR Accumulation / LU0335979323 / A2JD3J / Eurizon**

**Investment strategy**

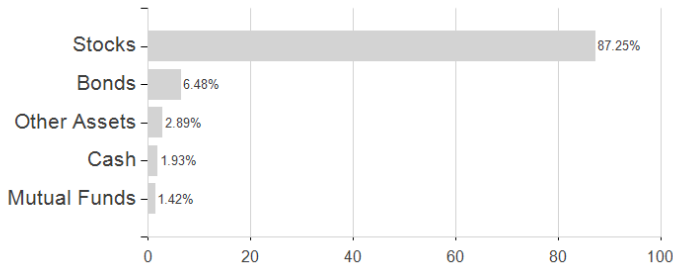
This Sub-Fund's net assets are invested mainly in equity and equity-related instruments listed on the leading securities markets in the Asian Emerging Countries or traded on another regulated market in these countries.

**Investment goal**

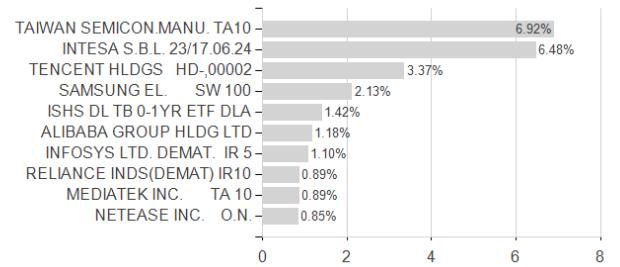
The objective of this Sub-Fund is to provide growth on the invested capital over time by achieving a return in line with the return of a portfolio of stocks listed on Asian emerging markets (measured by the performance of the MSCI Emerging Markets Asia 10/40 Index). Authorized deviation level with respect to this Benchmark: limited No guarantee is given with respect to this objective actually being reached.

**Assessment Structure**

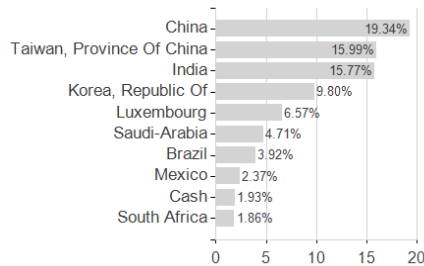
**Assets**



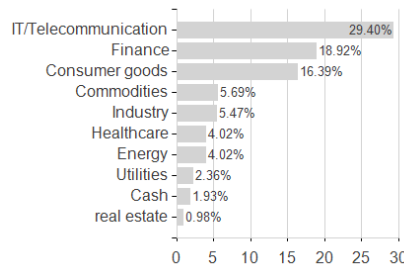
**Largest positions**



**Countries**



**Branches**



**Currencies**

