

finccam Volatility Premium I / DE000A2JQK19 / A2JQK1 / Universal-Investment

Last 08/26/2024 <sup>1</sup>	Region	Branch	Type of yield	Type
116.15 EUR	Worldwide	AI Volatility	paying dividend	Alternative Investm.



Risk key figures

SRI	1	2	3	4	5	6	7
Mountain-View Funds Rating <sup>2</sup>							EDA <sup>3</sup>
							-

Yearly Performance

2023	+10.92%
2022	-2.94%
2021	+11.47%
2020	-9.51%
2019	+3.70%

Master data		Conditions		Other figures	
Fund type	Single fund	Issue surcharge	5.00%	Minimum investment	EUR 1,000,000.00
Category	Alternative Investments	Planned administr. fee	0.00%	Savings plan	-
Sub category	AI Volatility	Deposit fees	0.05%	UCITS / OGAW	Yes
Fund domicile	Germany	Redemption charge	0.00%	Performance fee	0.00%
Tranch volume	(08/26/2024) EUR 404.87 mill.	Ongoing charges	-	Redeployment fee	0.00%
Total volume	(08/26/2024) EUR 404.87 mill.	Dividends		Investment company	
Launch date	1/25/2019	15.02.2024	0.11 EUR	Universal-Investment	
KESt report funds	Yes	15.02.2022	0.02 EUR	Theodor-Heuss-Allee 70, 60486, Frankfurt am Main	
Business year start	01.01.	15.02.2021	0.04 EUR	Germany	
Sustainability type	-	17.02.2020	0.12 EUR	https://www.universal-investment.com	
Fund manager	-				

Performance	1M	6M	YTD	1Y	2Y	3Y	5Y	Since start
Performance	-0.61%	+2.53%	+3.47%	+7.89%	+13.03%	+13.22%	+14.97%	+16.52%
Performance p.a.	-	-	-	+7.87%	+6.31%	+4.22%	+2.83%	+2.78%
Sharpe ratio	-1.08	0.34	0.43	1.12	0.64	0.11	-0.10	-0.11
Volatility	9.65%	4.61%	4.47%	3.90%	4.35%	6.06%	6.92%	6.68%
Worst month	-	-0.39%	-0.39%	-0.39%	-1.38%	-2.62%	-9.84%	-9.84%
Best month	-	1.48%	1.48%	1.48%	1.91%	2.54%	2.87%	2.87%
Maximum loss	-3.65%	-3.74%	-3.74%	-3.74%	-3.74%	-6.16%	-19.72%	-

Distribution permission

Austria, Germany

<sup>1</sup> Important note on update status: The displayed date refers exclusively to the calculation of the NAV.

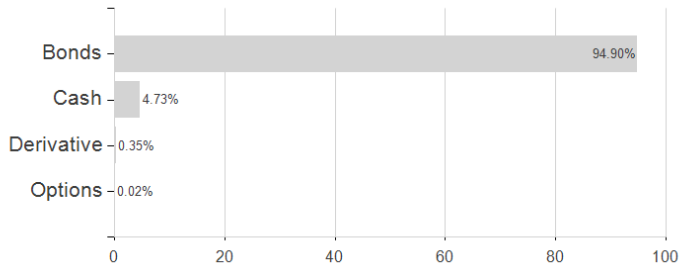
<sup>2</sup> The Mountain-View Data Fund Rating calculates a comparative ranking for funds using yield, volatility and trend data. For more information visit [MVD Funds Rating](#)

<sup>3</sup> Displays the Ethical-Dynamical Ratio calculated according to standard criteria. The maximum value is 100. For more information visit [EDA](#)

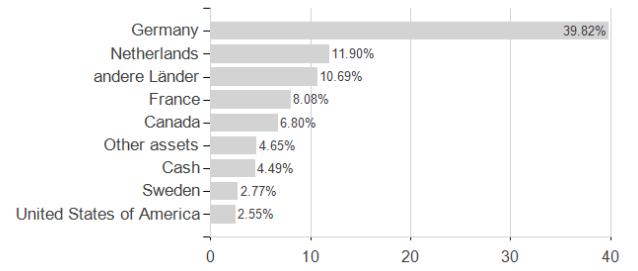
**fincam Volatility Premium I / DE000A2JQK19 / A2JQK1 / Universal-Investment**

Assessment Structure

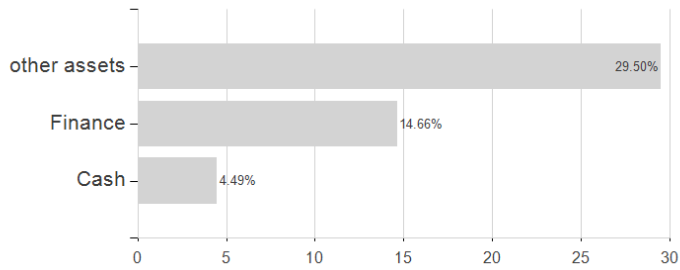
Assets



Countries



Branches



Duration

