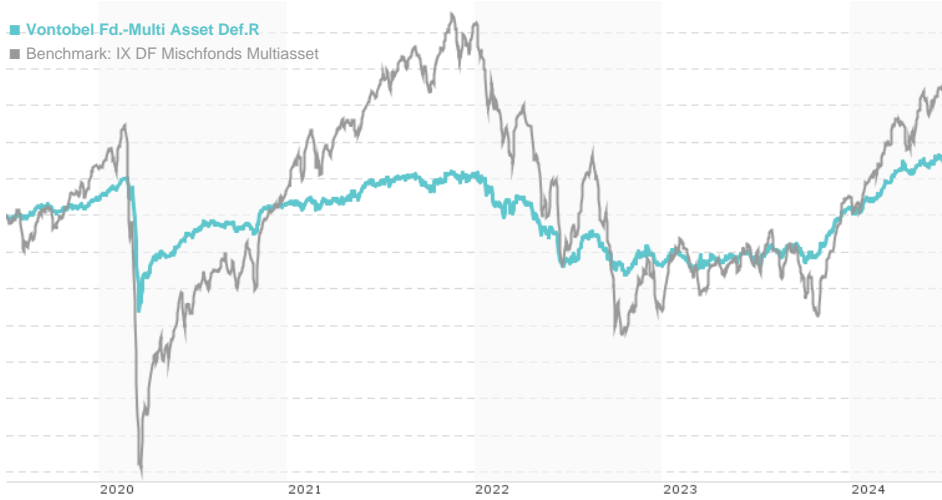


Vontobel Fd.-Multi Asset Def.R / LU1700373084 / A2JKNN / Vontobel AM

| | | | | |
|------------------------------|-----------|-------------|---------------|------------|
| Last 07/03/2024 ¹ | Region | Branch | Type of yield | Type |
| 103.04 EUR | Worldwide | Multi-asset | reinvestment | Mixed Fund |



Risk key figures

| | | | | | | | | |
|---|---|---|---|---|---|---|------------------|----|
| SRI | 1 | 2 | 3 | 4 | 5 | 6 | 7 | |
| Mountain-View Funds Rating ² | | | | | | | EDA ³ | 82 |

Yearly Performance

| | |
|------|--------|
| 2023 | +3.24% |
| 2022 | -4.88% |
| 2021 | +1.58% |
| 2020 | -0.17% |
| 2019 | +4.31% |

| Master data | | Conditions | | Other figures | |
|---------------------|-------------------------------|----------------------------------|-------|---------------------------|-------|
| Fund type | Single fund | Issue surcharge | 5.00% | Minimum investment | UNT 0 |
| Category | Mixed Fund | Planned administr. fee | 0.00% | Savings plan | - |
| Sub category | Multi-asset | Deposit fees | 0.00% | UCITS / OGAW | Yes |
| Fund domicile | Luxembourg | Redemption charge | 0.30% | Performance fee | 0.00% |
| Tranch volume | (07/03/2024) EUR 0.023 mill. | Ongoing charges | - | Redeployment fee | 0.00% |
| Total volume | (07/03/2024) EUR 115.52 mill. | Dividends | | Investment company | |
| Launch date | 1/4/2018 | Vontobel AM | | | |
| KESt report funds | No | Gotthardstrasse 43, 8022, Zürich | | | |
| Business year start | 01.09. | Switzerland | | | |
| Sustainability type | - | https://www.vontobel.com | | | |
| Fund manager | Robert Borenich | | | | |

| Performance | 1M | 6M | YTD | 1Y | 2Y | 3Y | 5Y | Since start |
|------------------|--------|--------|--------|--------|--------|--------|--------|-------------|
| Performance | +0.23% | +2.71% | +2.62% | +5.53% | +5.57% | +1.13% | +3.05% | +3.04% |
| Performance p.a. | - | - | - | +5.52% | +2.75% | +0.38% | +0.60% | +0.46% |
| Sharpe ratio | -0.55 | 1.20 | 1.07 | 1.17 | -0.50 | -1.55 | -1.37 | -1.56 |
| Volatility | 1.52% | 1.49% | 1.48% | 1.55% | 1.93% | 2.15% | 2.27% | 2.09% |
| Worst month | - | -0.12% | -0.12% | -0.50% | -1.25% | -1.66% | -4.09% | -4.09% |
| Best month | - | 1.19% | 1.19% | 1.54% | 1.54% | 1.54% | 1.54% | 1.54% |
| Maximum loss | -0.39% | -0.65% | -0.65% | -0.99% | -2.41% | -5.55% | -7.12% | - |

Distribution permission

Austria, Germany, Switzerland

1 Important note on update status: The displayed date refers exclusively to the calculation of the NAV.

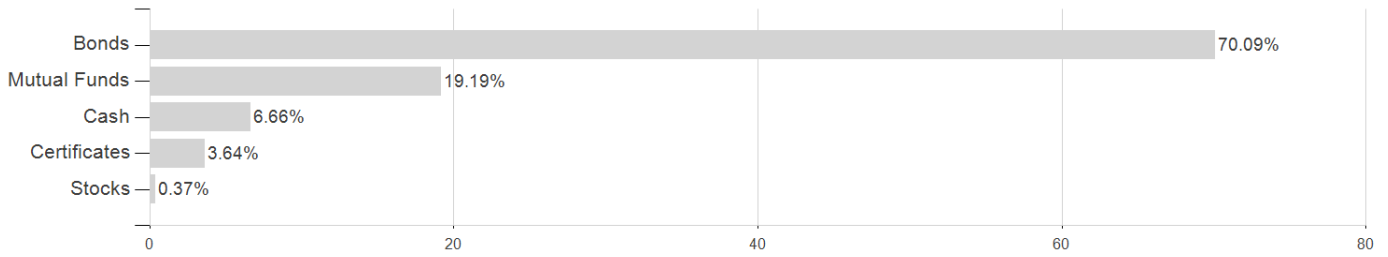
2 The Mountain-View Data Fund Rating calculates a comparative ranking for funds using yield, volatility and trend data. For more information visit [MVD Funds Rating](#)

3 Displays the Ethical-Dynamical Ratio calculated according to standard criteria. The maximum value is 100. For more information visit [EDA](#)

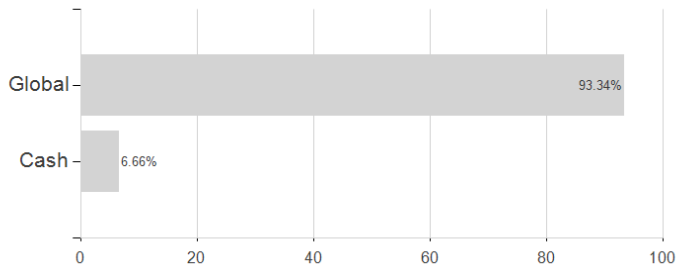
Vontobel Fd.-Multi Asset Def.R / LU1700373084 / A2JKNN / Vontobel AM

Assessment Structure

Assets



Countries



Largest positions

