

Vontobel F.Smart Data Equity HN H / LU1179465338 / A143PU / Vontobel AM

Last 08/01/2024 ¹	Region	Branch	Type of yield	Type
139.82 GBP	Worldwide	Mixed Sectors	reinvestment	Equity Fund

■ Vontobel F.Smart Data Equity HN H
■ Benchmark: IX Aktien Welt



Risk key figures

SRI 1 2 3 4 5 6 7

Mountain-View Funds Rating²EDA³ 73

Yearly Performance

2023	+18.18%
2022	-27.05%
2021	+18.29%
2020	+12.89%

Master data		Conditions		Other figures	
Fund type	Single fund	Issue surcharge	5.00%	Minimum investment	UNT 0
Category	Equity	Planned administr. fee	0.00%	Savings plan	-
Sub category	Mixed Sectors	Deposit fees	0.00%	UCITS / OGAW	Yes
Fund domicile	Luxembourg	Redemption charge	0.30%	Performance fee	0.00%
Tranch volume	(08/01/2024) USD 0.001 mill.	Ongoing charges	-	Redeployment fee	0.00%
Total volume	(08/01/2024) USD 40.40 mill.	Dividends		Investment company	
Launch date	2/10/2015	Vontobel AM			
KESr report funds	Yes	Gotthardstrasse 43, 8022, Zürich			
Business year start	01.09.	Switzerland			
Sustainability type	-	https://www.vontobel.com			
Fund manager	Tim Stehle				

Performance	1M	6M	YTD	1Y	2Y	3Y	5Y	Since start
Performance	+1.26%	+6.95%	+7.76%	+9.41%	+19.39%	-2.18%	+33.26%	+40.35%
Performance p.a.	-	-	-	+9.39%	+9.25%	-0.73%	+5.90%	+6.49%
Sharpe ratio	1.17	1.14	1.08	0.56	0.40	-0.26	0.12	0.16
Volatility	10.48%	9.42%	9.34%	10.27%	14.03%	16.80%	18.59%	18.06%
Worst month	-	-3.85%	-3.85%	-4.94%	-10.73%	-10.73%	-12.83%	-12.83%
Best month	-	4.60%	4.63%	9.14%	10.76%	10.76%	10.76%	10.76%
Maximum loss	-2.95%	-5.11%	-5.11%	-11.89%	-19.21%	-35.79%	-35.79%	-

Distribution permission

Austria, Germany, Switzerland, Luxembourg

1 Important note on update status: The displayed date refers exclusively to the calculation of the NAV.

2 The Mountain-View Data Fund Rating calculates a comparative ranking for funds using yield, volatility and trend data. For more information visit [MVD Funds Rating](#)

3 Displays the Ethical-Dynamical Ratio calculated according to standard criteria. The maximum value is 100. For more information visit [EDA](#)

Vontobel F.Smart Data Equity HN H / LU1179465338 / A143PU / Vontobel AM

Investment strategy

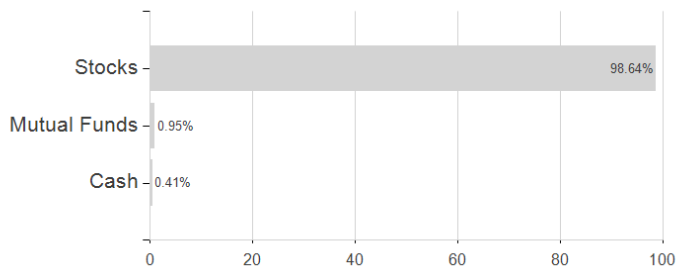
It mainly invests in equities and equity-like securities (including transferable securities that are qualified as closed-ended real estate investment trusts, participation certificates). It may invest up to 20% via Shanghai-Hong Kong Stock Connect and Shenzhen-Hong Kong Stock Connect in China A-Shares. The Sub-Fund mainly invests in securities of companies around the world that contribute to sustainable economic activity and are leaders within their sector. The investment decision-making process pursued by the portfolio manager of the Sub-Fund is based on fundamental analysis of the companies belonging to the investment universe. A significant part of this process is based on the proprietary "smart data approach" which uses and combines a large set of fundamental company data servicing as a decision base for the portfolio manager in its stock selection and portfolio monitoring process.

Investment goal

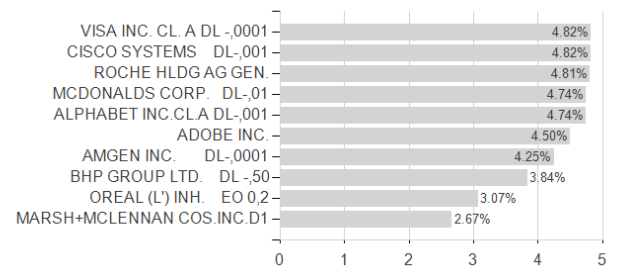
This actively managed Sub-Fund aims to achieve the highest possible capital growth over the long term.

Assessment Structure

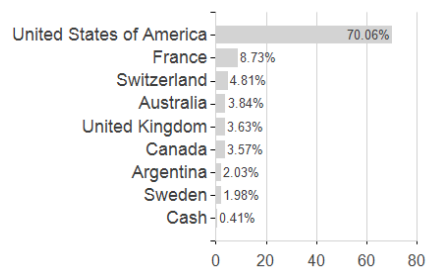
Assets



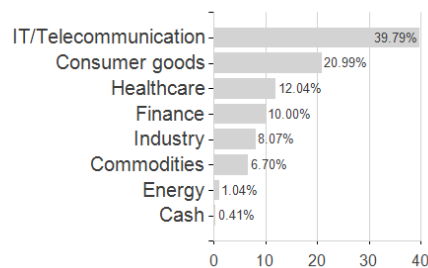
Largest positions



Countries



Branches



Currencies

