

Vontobel GI.Environmental Ch.AN CHF / LU1683484874 / A2JKKX / Vontobel AM

Last 09/30/2024 ¹	Region	Branch	Type of yield	Type
162.79 CHF	Worldwide	Mixed Sectors	paying dividend	Equity Fund



Risk key figures

SRI	1	2	3	4	5	6	7
Mountain-View Funds Rating ²	EDA ³						
	91						

Yearly Performance

2023	+7.22%
2022	-22.92%
2021	+21.66%
2020	+27.38%
2019	+31.82%

Master data		Conditions		Other figures	
Fund type	Single fund	Issue surcharge	5.00%	Minimum investment	UNT 0
Category	Equity	Planned administr. fee	0.00%	Savings plan	-
Sub category	Mixed Sectors	Deposit fees	0.00%	UCITS / OGAW	Yes
Fund domicile	Luxembourg	Redemption charge	0.30%	Performance fee	0.00%
Tranch volume	(09/30/2024) EUR 12.46 mill.	Ongoing charges	-	Redeployment fee	0.00%
Total volume	(09/30/2024) EUR 2,296.44 mill.	Dividends		Investment company	
Launch date	10/9/2017	27.11.2023	0.06 CHF	Vontobel AM	
KEST report funds	No	25.11.2020	0.02 CHF	Gotthardstrasse 43, 8022, Zürich	
Business year start	01.09.	26.11.2019	0.25 CHF	Switzerland	
Sustainability type	Ethics/ecology	https://www.vontobel.com			
Fund manager	Pascal Dudle				

Performance	1M	6M	YTD	1Y	2Y	3Y	5Y	Since start
Performance	+2.46%	+2.13%	+15.59%	+19.88%	+32.09%	+1.69%	+57.34%	+63.26%
Performance p.a.	-	-	-	+19.94%	+14.91%	+0.56%	+9.48%	+7.27%
Sharpe ratio	1.67	0.06	1.17	1.10	0.76	-0.16	0.32	0.22
Volatility	17.81%	16.97%	15.56%	15.18%	15.27%	17.04%	19.30%	17.95%
Worst month	-	-2.33%	-2.33%	-8.03%	-10.67%	-10.67%	-13.87%	-13.87%
Best month	-	5.85%	10.09%	10.09%	10.09%	10.92%	11.72%	11.72%
Maximum loss	-5.62%	-13.83%	-13.83%	-13.83%	-17.85%	-29.73%	-33.17%	-

Distribution permission

Austria, Germany, Switzerland, Czech Republic

¹ Important note on update status: The displayed date refers exclusively to the calculation of the NAV.
² The Mountain-View Data Fund Rating calculates a comparative ranking for funds using yield, volatility and trend data. For more information visit [MVD Funds Rating](#)
³ Displays the Ethical-Dynamical Ratio calculated according to standard criteria. The maximum value is 100. For more information visit [EDA](#)

Vontobel GI.Environmental Ch.AN CHF / LU1683484874 / A2JKKX / Vontobel AM

Investment strategy

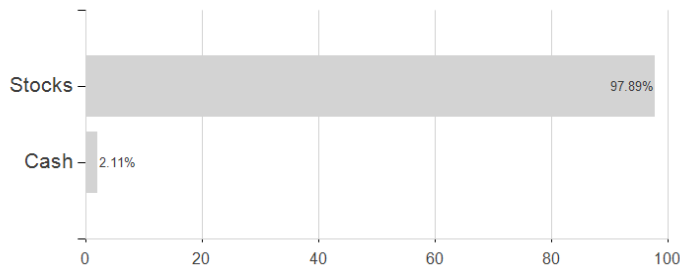
The Sub-Fund mainly invests in securities issued by companies worldwide whose products or services contribute to an environmentally sustainable objective in the investment manager's opinion. The Sub-Fund invests in economic activities that capture the opportunities arising from long-term structural shifts such as growing population, increasing urbanization and rising income. It focuses on six core impact pillars: clean energy infrastructure, resource efficient industry, clean water, building technology, low emission transportation and lifecycle management. The targeted companies provide products and services along the whole value chain, which have the potential to tackle today's pressing problems such as resource scarcity and environmental pollution. Threshold: The implementation of the positive impact selection criteria and the ESG assessment leads to the exclusion of at least 20% of investments considered prior to the application of the investment strategy (i.e. global listed equity markets). 100% of the securities in the sub-fund have the ESG and impact selection criteria applied to it.

Investment goal

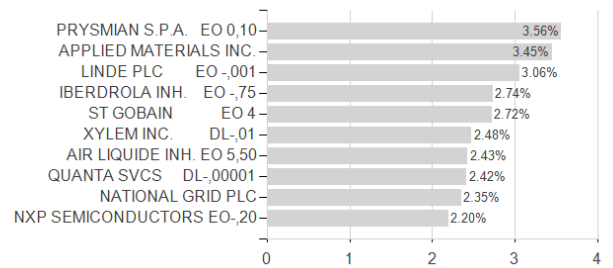
This actively managed Sub-Fund aims to achieve long-term capital growth in EUR and has a sustainable investment objective within the meaning of Article 9 SFDR, which consists of investing in issuers that contribute to pre-defined so called "Impact Pillars" through their products and services. More details can be found in the prospectus. It invests at least 80% of its net assets in equities, equity-like securities (including transferable securities that are qualified as closed-ended real estate investment trusts, participation certificates) issued by companies worldwide (including emerging markets) whose products or services contribute to an environmentally sustainable objective in the investment manager's opinion. It may invest up to 20% via Shanghai-Hong Kong Stock Connect and Shenzhen- Hong Kong Stock Connect in China A-Shares.

Assessment Structure

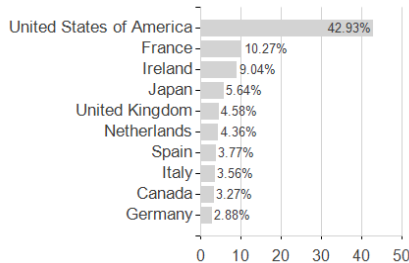
Assets



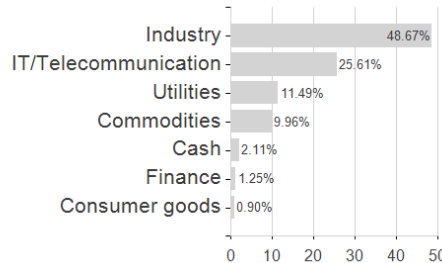
Largest positions



Countries



Branches



Currencies

