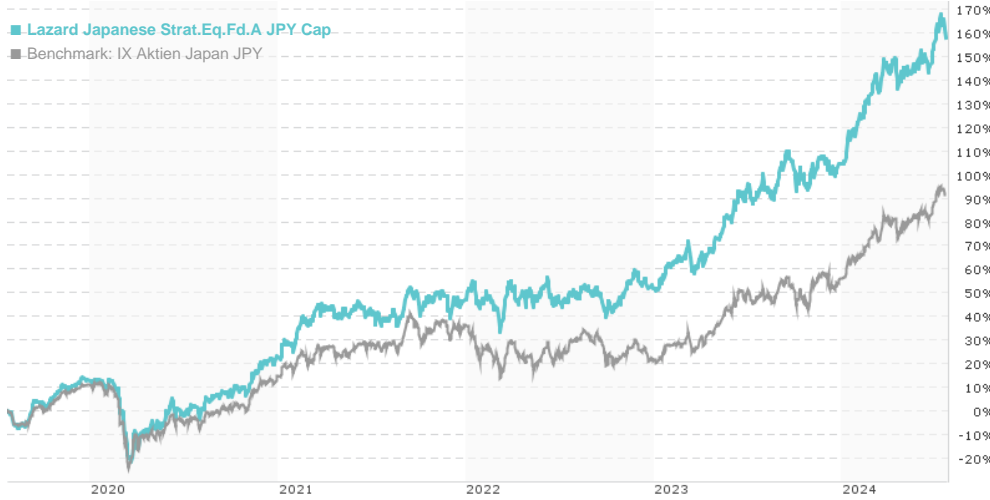


Lazard Japanese Strat.Eq.Fd.A JPY Cap / IE00B8JGVH80 / LAZ143 / Lazard Fund M. (IE)

| | | | | |
|------------------------------|---------|---------------|---------------|-------------|
| Last 07/22/2024 ¹ | Country | Branch | Type of yield | Type |
| 325.70 JPY | Japan | Mixed Sectors | reinvestment | Equity Fund |



Risk key figures

| | | | | | | | | |
|-----------------------------------------|---|---|---|---|---|---|------------------|----|
| SRI | 1 | 2 | 3 | 4 | 5 | 6 | 7 | |
| Mountain-View Funds Rating ² | | | | | | | EDA ³ | 72 |

Yearly Performance

| | |
|------|---------|
| 2023 | +34.96% |
| 2022 | +3.07% |
| 2021 | +19.90% |
| 2020 | +8.82% |
| 2019 | +21.49% |

| Master data | | Conditions | | Other figures | |
|---------------------|-----------------------------------------------------|------------------------|-------|---------------------------|----------------|
| Fund type | Single fund | Issue surcharge | 3.00% | Minimum investment | USD 250,000.00 |
| Category | Equity | Planned administr. fee | 0.00% | Savings plan | - |
| Sub category | Mixed Sectors | Deposit fees | 0.00% | UCITS / OGAW | Yes |
| Fund domicile | Ireland | Redemption charge | 2.00% | Performance fee | 0.00% |
| Tranch volume | (07/22/2024) JPY 33,799.38 mill. | Ongoing charges | - | Redeployment fee | 0.00% |
| Total volume | (07/22/2024) JPY 80,321.06 mill. | Dividends | | Investment company | |
| Launch date | 1/17/1991 | | | Lazard Fund M. (IE) | |
| KESt report funds | Yes | | | Ireland | |
| Business year start | 01.04. | | | http://www.lazardnet.com | |
| Sustainability type | - | | | | |
| Fund manager | Timothy S. Griffen, Scott R. Anderson, June-Yon Kim | | | | |

| Performance | 1M | 6M | YTD | 1Y | 2Y | 3Y | 5Y | Since start |
|------------------|--------|---------|---------|---------|---------|---------|----------|-------------|
| Performance | +4.29% | +17.77% | +25.96% | +33.99% | +72.71% | +86.38% | +161.49% | +155.80% |
| Performance p.a. | - | - | - | +34.10% | +31.37% | +23.04% | +21.17% | +18.15% |
| Sharpe ratio | 4.77 | 2.38 | 3.33 | 2.07 | 1.93 | 1.21 | 1.00 | 0.83 |
| Volatility | 14.53% | 14.73% | 14.44% | 14.71% | 14.36% | 16.04% | 17.55% | 17.47% |
| Worst month | - | -0.02% | -0.65% | -3.02% | -7.03% | -7.03% | -10.19% | -10.19% |
| Best month | - | 8.53% | 8.53% | 8.53% | 8.53% | 8.53% | 10.73% | 10.73% |
| Maximum loss | -3.67% | -5.25% | -5.25% | -8.18% | -8.76% | -13.97% | -31.32% | - |

| Distribution permission | |
|-------------------------|--|
| Germany, Switzerland | |

¹ Important note on update status: The displayed date refers exclusively to the calculation of the NAV.

DISCLAIMER: The information on this page are for informational purposes only and should neither an offer to sell nor a solicitation for the purchase of the security or recommendation in favor of the security to be understood. baha GmbH assumes no liability despite thorough searches for the accuracy of the data.
Funds data from: www.mountain-view.com. Fact Sheet created by: www.baha.com

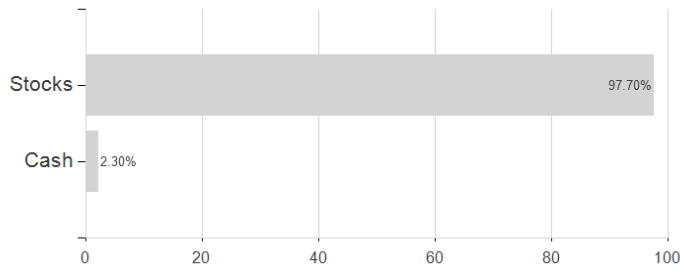
Lazard Japanese Strat.Eq.Fd.A JPY Cap / IE00B8JGVH80 / LAZ143 / Lazard Fund M. (IE)

2 The Mountain-View Data Fund Rating calculates a comparative ranking for funds using yield, volatility and trend data. For more information visit [MVD Funds Rating](#)

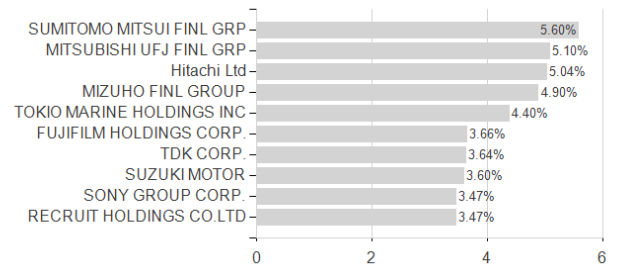
3 Displays the Ethical-Dynamical Ratio calculated according to standard criteria. The maximum value is 100. For more information visit [EDA](#)

Assessment Structure

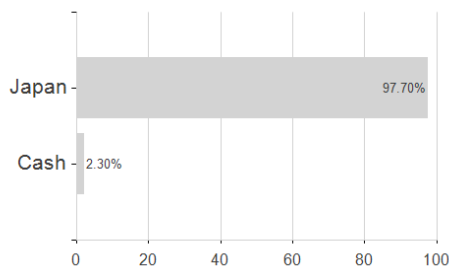
Assets



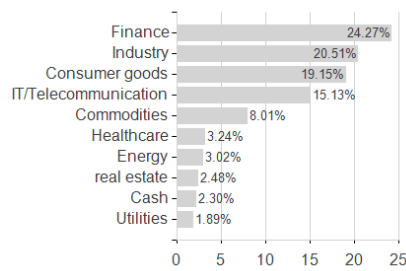
Largest positions



Countries



Branches



Currencies

