

Robeco Chinese Eq.I USD / LU0440072402 / A1CZC0 / Robeco Inst. AM

Last 09/05/2024 <sup>1</sup>	Country	Branch	Type of yield	Type
126.71 USD	China	Mixed Sectors	reinvestment	Equity Fund



Risk key figures

SRI	1	2	3	4	5	6	7	
Mountain-View Funds Rating <sup>2</sup>							EDA <sup>3</sup>	80

Yearly Performance

2023	-18.56%
2022	-30.10%
2021	-17.15%
2020	+63.38%
2019	+30.56%

Master data		Conditions		Other figures	
-------------	--	------------	--	---------------	--

Fund type	Single fund	Issue surcharge	0.50%	Minimum investment	EUR 500,000.00
Category	Equity	Planned administr. fee	0.00%	Savings plan	-
Sub category	Mixed Sectors	Deposit fees	0.00%	UCITS / OGAW	Yes
Fund domicile	Luxembourg	Redemption charge	0.00%	Performance fee	0.00%
Tranch volume	-	Ongoing charges	-	Redeployment fee	0.00%
Total volume	(09/05/2024) EUR 108.64 mill.	<b>Dividends</b>		<b>Investment company</b>	
Launch date	1/15/2010	Robeco Inst. AM			
KESt report funds	Yes	Weena 850, 3014, Rotterdam			
Business year start	01.01.	Netherlands			
Sustainability type	-	https://www.robeco.com			
Fund manager	Team China				

Performance	1M	6M	YTD	1Y	2Y	3Y	5Y	Since start
Performance	-0.09%	-0.43%	-5.58%	-14.58%	-25.52%	-51.93%	-19.07%	-27.09%
Performance p.a.	-	-	-	-14.54%	-13.68%	-21.67%	-4.14%	-4.99%
Sharpe ratio	-0.25	-0.24	-0.61	-0.93	-0.72	-1.00	-0.31	-0.35
Volatility	18.11%	17.65%	19.08%	19.48%	23.76%	25.24%	24.65%	23.89%
Worst month	-	-5.29%	-9.70%	-9.70%	-13.68%	-13.68%	-13.68%	-13.68%
Best month	-	6.12%	6.12%	6.12%	22.65%	22.65%	22.65%	22.65%
Maximum loss	-5.64%	-17.00%	-17.00%	-19.97%	-36.98%	-55.22%	-65.57%	-

Distribution permission

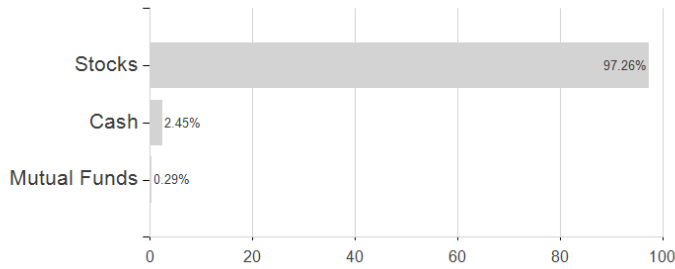
Austria, Germany, Switzerland, Luxembourg, Czech Republic

<sup>1</sup> Important note on update status: The displayed date refers exclusively to the calculation of the NAV.  
<sup>2</sup> The Mountain-View Data Fund Rating calculates a comparative ranking for funds using yield, volatility and trend data. For more information visit [MVD Funds Rating](#)  
<sup>3</sup> Displays the Ethical-Dynamical Ratio calculated according to standard criteria. The maximum value is 100. For more information visit [EDA](#)

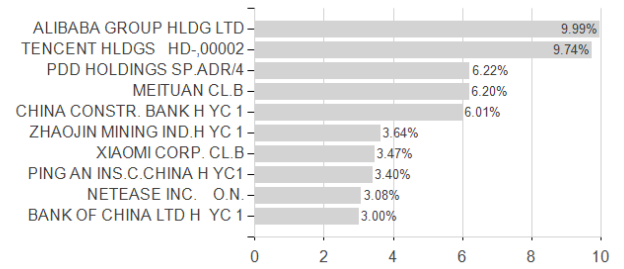
**Robeco Chinese Eq.I USD / LU0440072402 / A1CZC0 / Robeco Inst. AM**

**Assessment Structure**

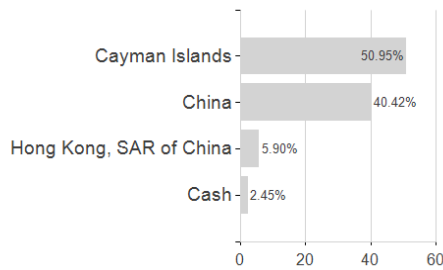
**Assets**



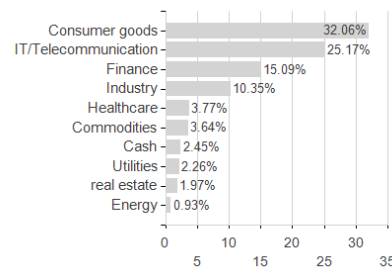
**Largest positions**



**Countries**



**Branches**



**Currencies**

