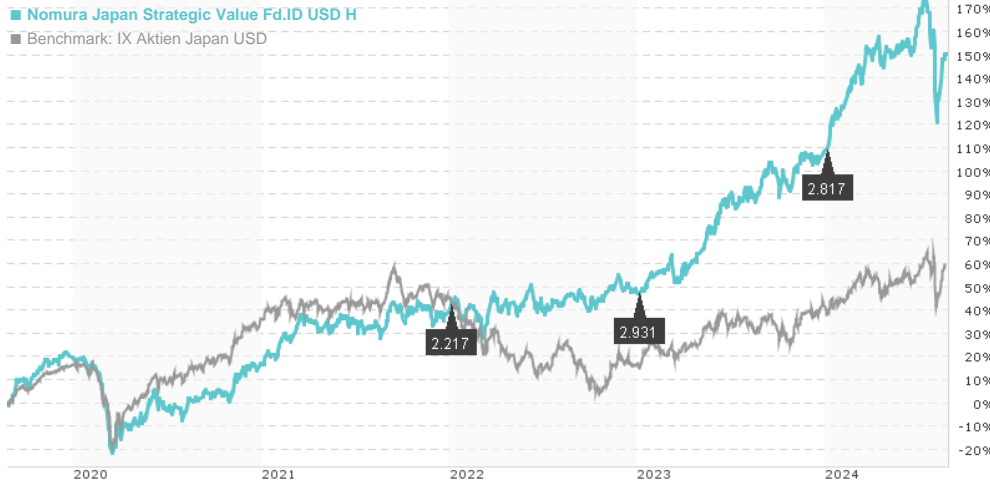


Nomura Japan Strategic Value Fd.ID USD H / IE00BK0SCQ36 / A112K5 / Nomura AM (UK)

| | | | | |
|------------------------------|---------|---------------|-----------------|-------------|
| Last 08/23/2024 ¹ | Country | Branch | Type of yield | Type |
| 303.57 USD | Japan | Mixed Sectors | paying dividend | Equity Fund |



Risk key figures

| | | | | | | | | |
|---|---|---|---|---|---|---|------------------|----|
| SRI | 1 | 2 | 3 | 4 | 5 | 6 | 7 | |
| Mountain-View Funds Rating ² | | | | | | | EDA ³ | 73 |

Yearly Performance

| | |
|------|---------|
| 2023 | +41.17% |
| 2022 | +6.02% |
| 2021 | +18.67% |
| 2020 | -2.02% |

| Master data | | Conditions | | Other figures | |
|---------------------|-----------------------------------|---------------------------------|----------|-------------------------------|------------------|
| Fund type | Single fund | Issue surcharge | 0.00% | Minimum investment | USD 1,000,000.00 |
| Category | Equity | Planned administr. fee | 0.00% | Savings plan | - |
| Sub category | Mixed Sectors | Deposit fees | 0.01% | UCITS / OGAW | Yes |
| Fund domicile | Ireland | Redemption charge | 0.00% | Performance fee | 0.00% |
| Tranch volume | (08/23/2024) JPY 0.100 mill. | Ongoing charges | - | Redeployment fee | 0.00% |
| Total volume | (08/23/2024) JPY 274,133.63 mill. | Dividends | | Investment company | |
| Launch date | 5/2/2014 | 04.01.2024 | 2.82 USD | Nomura AM (UK) | |
| KESr report funds | Yes | 04.01.2023 | 2.93 USD | 1 Angel Lane, EC4R3AB, London | |
| Business year start | 01.01. | 04.01.2022 | 2.22 USD | United Kingdom | |
| Sustainability type | - | https://www.nomura-asset.co.uk/ | | | |
| Fund manager | Yoshihiro Miyazaki | | | | |

| Performance | 1M | 6M | YTD | 1Y | 2Y | 3Y | 5Y | Since start |
|------------------|---------|---------|---------|---------|---------|---------|----------|-------------|
| Performance | -6.21% | +4.12% | +20.15% | +32.08% | +71.10% | +92.54% | +151.28% | +133.45% |
| Performance p.a. | - | - | - | +31.98% | +30.76% | +24.38% | +20.21% | +16.70% |
| Sharpe ratio | -1.29 | 0.22 | 1.45 | 1.53 | 1.69 | 1.26 | 0.89 | 0.72 |
| Volatility | 43.75% | 22.51% | 20.62% | 18.66% | 16.18% | 16.60% | 18.68% | 18.40% |
| Worst month | - | -3.84% | -3.84% | -3.84% | -4.82% | -4.82% | -12.17% | -12.17% |
| Best month | - | 6.14% | 8.26% | 8.26% | 9.20% | 9.20% | 11.41% | 11.41% |
| Maximum loss | -17.33% | -19.32% | -19.32% | -19.32% | -19.32% | -19.32% | -35.94% | - |

Distribution permission

Austria, Germany, Switzerland

¹ Important note on update status: The displayed date refers exclusively to the calculation of the NAV.

² The Mountain-View Data Fund Rating calculates a comparative ranking for funds using yield, volatility and trend data. For more information visit [MVD Funds Rating](#)

³ Displays the Ethical-Dynamical Ratio calculated according to standard criteria. The maximum value is 100. For more information visit [EDA](#)

Nomura Japan Strategic Value Fd.ID USD H / IE00BK0SCQ36 / A112K5 / Nomura AM (UK)

Investment strategy

The fund shall invest primarily in equity and equity-related securities in Japan and also up to 30% of the value of the fund may be invested in non- Japanese companies that have business activities in Japan. The fund will target companies that are considered to have good prospects for growth including those going through significant business changes. The fund is considered to be actively managed in reference to the index (Topix Index) by virtue of the fact that it uses the index for performance comparison purposes.

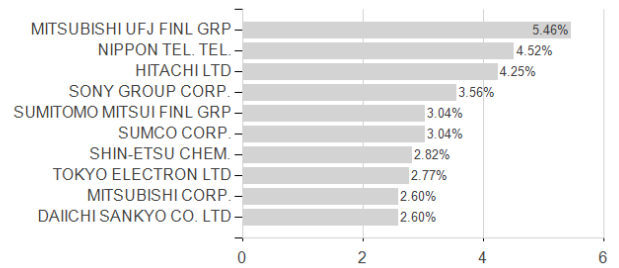
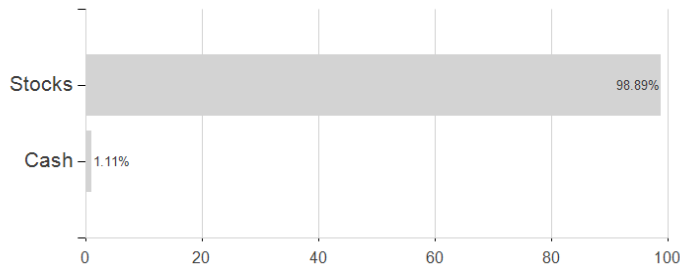
Investment goal

Any income the Fund generates will be accumulated and reinvested on behalf of investors. The fund aims to achieve capital growth by investing primarily in shares of companies of all sizes traded or listed in Japan.

Assessment Structure

Assets

Largest positions



Countries

Branches

Currencies

