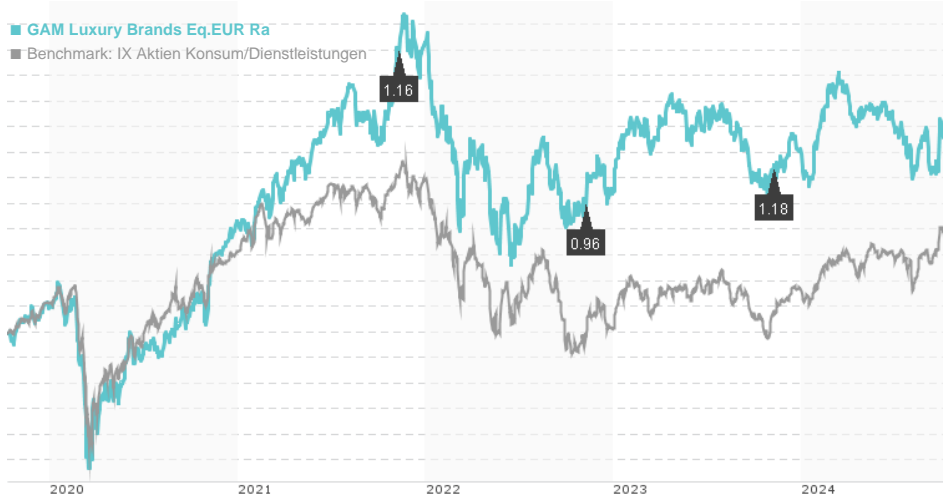


GAM Luxury Brands Eq.EUR Ra / LU0984218072 / A1W7X1 / GAM (LU)

Last 10/10/2024 ¹	Region	Branch	Type of yield	Type
208.34 EUR	Worldwide	Sector Consumer Goods	paying dividend	Equity Fund



Risk key figures

SRI	1	2	3	4	5	6	7	
Mountain-View Funds Rating ²							EDA ³	76

Yearly Performance

2023	+6.97%
2022	-18.78%
2021	+28.56%
2020	+16.26%

Master data		Conditions		Other figures	
Fund type	Single fund	Issue surcharge	5.00%	Minimum investment	UNT 0
Category	Equity	Planned administr. fee	0.00%	Savings plan	-
Sub category	Sector Consumer Goods	Deposit fees	0.00%	UCITS / OGAW	Yes
Fund domicile	Luxembourg	Redemption charge	3.00%	Performance fee	0.00%
Tranch volume	(10/10/2024) EUR 2.01 mill.	Ongoing charges	-	Redeployment fee	0.00%
Total volume	(10/10/2024) EUR 353.31 mill.	Dividends		Investment company	
Launch date	5/30/2014	07.11.2023	1.18 EUR	GAM (LU)	
KESt report funds	No	08.11.2022	0.96 EUR	Grand-Rue 25, 1661, Luxembourg	
Business year start	01.07.	09.11.2021	1.16 EUR	Luxembourg	
Sustainability type	-	10.11.2020	0.78 EUR	https://www.gam.com	
Fund manager	Niall Gallagher, Flavio Cereda, Chris Legg, Christopher Sellers	12.11.2019	0.92 EUR		

Performance	1M	6M	YTD	1Y	2Y	3Y	5Y	Since start
Performance	+6.78%	-1.26%	+2.87%	+6.24%	+15.33%	+1.55%	+41.08%	+52.13%
Performance p.a.	-	-	-	+6.22%	+7.38%	+0.51%	+7.12%	+7.72%
Sharpe ratio	5.77	-0.41	0.04	0.22	0.30	-0.15	0.21	0.24
Volatility	20.58%	14.03%	13.84%	13.85%	14.12%	17.81%	18.98%	18.51%
Worst month	-	-4.17%	-4.17%	-4.17%	-5.76%	-9.05%	-10.55%	-10.55%
Best month	-	2.48%	9.17%	9.17%	10.08%	14.20%	14.20%	14.20%
Maximum loss	-2.67%	-10.29%	-13.97%	-13.97%	-14.08%	-30.07%	-33.21%	-

Distribution permission

Austria, Germany, Switzerland, Czech Republic

¹ Important note on update status: The displayed date refers exclusively to the calculation of the NAV.

² The Mountain-View Data Fund Rating calculates a comparative ranking for funds using yield, volatility and trend data. For more information visit [MVD Funds Rating](#)

³ Displays the Ethical-Dynamical Ratio calculated according to standard criteria. The maximum value is 100. For more information visit [EDA](#)

GAM Luxury Brands Eq.EUR Ra / LU0984218072 / A1W7X1 / GAM (LU)

Investment strategy

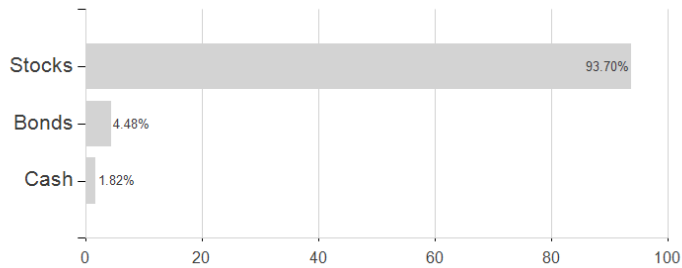
The Fund invests at least two thirds of its assets in companies in the luxury goods sector. The Fund selects leading luxury goods providers with outstanding brands and high-quality products which also strive constantly to innovate. Through the link between the Shanghai, Shenzhen and Hong Kong stock exchanges (Shanghai-Hong Kong Stock Connect and Shenzhen- Hong Kong Stock Connect), the Fund can invest directly in Chinese A shares. In addition, investments in Chinese B and H shares can be built up.

Investment goal

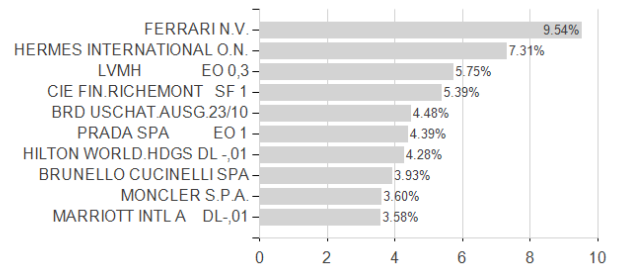
The aim of the sub-fund ("Fund") is to achieve long-term capital growth. For this purpose, the Fund invests worldwide in selected shares of companies with established markets which offer products and services in the luxury goods sector.

Assessment Structure

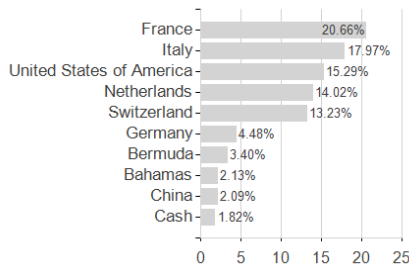
Assets



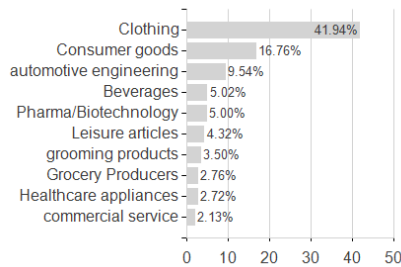
Largest positions



Countries



Branches



Currencies

