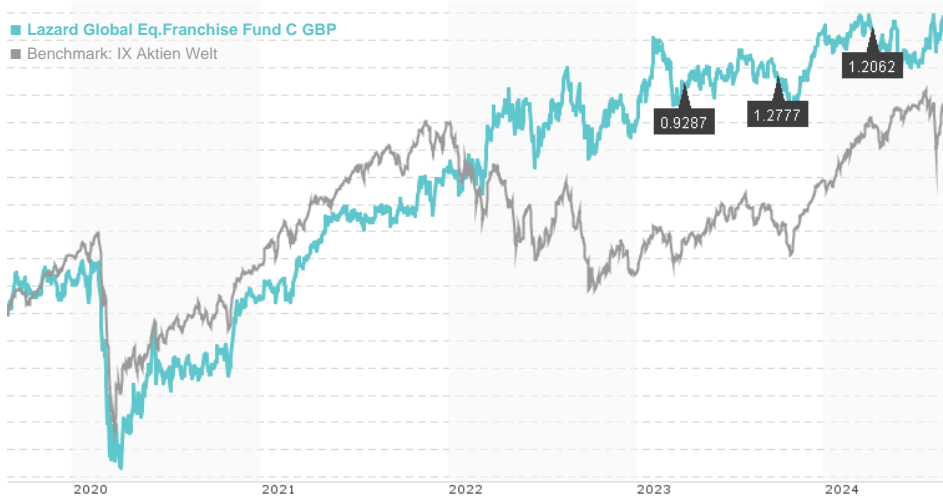


Lazard Global Eq.Franchise Fund C GBP / IE00BF2N1R59 / A2PJB3 / Lazard Fund M. (IE)

|                              |           |               |                 |             |
|------------------------------|-----------|---------------|-----------------|-------------|
| Last 08/26/2024 <sup>1</sup> | Region    | Branch        | Type of yield   | Type        |
| 157.74 GBP                   | Worldwide | Mixed Sectors | paying dividend | Equity Fund |



Risk key figures

|   |                  |   |   |   |   |   |   |
|---|------------------|---|---|---|---|---|---|
| SRI                                     | 1                | 2 | 3 | 4 | 5 | 6 | 7 |
| Mountain-View Funds Rating <sup>2</sup> | EDA <sup>3</sup> |   |   |   |   |   |   |
|   | 86               |   |   |   |   |   |   |

Yearly Performance

|      |         |
|------|---------|
| 2023 | +12.42% |
| 2022 | +6.94%  |
| 2021 | +22.71% |
| 2020 | -2.58%  |

| Master data         |                                 | Conditions             |          | Other figures  |            |
|---------------------|---------------------------------|------------------------|----------|--|------------|
| Fund type           | Single fund                     | Issue surcharge        | 3.00%    | Minimum investment   | USD 500.00 |
| Category            | Equity                          | Planned administr. fee | 0.00%    | Savings plan   | -          |
| Sub category        | Mixed Sectors                   | Deposit fees           | 0.00%    | UCITS / OGAW   | Yes        |
| Fund domicile       | Ireland                         | Redemption charge      | 2.00%    | Performance fee  | 0.00%      |
| Tranch volume       | (08/26/2024) USD 12.01 mill.    | Ongoing charges        | -        | Redeployment fee   | 0.00%      |
| Total volume        | (08/26/2024) USD 1,124.45 mill. | Dividends              |          | Investment company   |            |
| Launch date         | 4/27/1983                       | 02.04.2024             | 1.21 GBP | Lazard Fund M. (IE)<br><br>Ireland<br>http://www.lazardnet.com |            |
| KESr report funds   | No                              | 02.10.2023             | 1.28 GBP |  |            |
| Business year start | 01.04.                          | 03.04.2023             | 0.93 GBP |  |            |
| Sustainability type | -                               | 03.10.2022             | 1.60 GBP |  |            |
| Fund manager        | Bertrand Cliquet                | 01.04.2022             | 0.82 GBP |  |            |

| Performance      | 1M     | 6M     | YTD    | 1Y     | 2Y      | 3Y      | 5Y      | Since start |
|------------------|--------|--------|--------|--------|---------|---------|---------|-------------|
| Performance      | +0.90% | +1.28% | +1.87% | +6.33% | +11.04% | +30.31% | +52.06% | +56.47%     |
| Performance p.a. | -      | -      | -      | +6.35% | +5.37%  | +9.22%  | +8.73%  | +8.45%      |
| Sharpe ratio     | 0.51   | -0.08  | -0.06  | 0.27   | 0.16    | 0.42    | 0.27    | 0.26        |
| Volatility       | 14.82% | 11.04% | 10.87% | 10.42% | 11.90%  | 13.61%  | 19.19%  | 18.86%      |
| Worst month      | -      | -4.51% | -4.51% | -4.89% | -6.54%  | -6.54%  | -19.25% | -19.25%     |
| Best month       | -      | 6.04%  | 6.04%  | 6.04%  | 7.40%   | 7.40%   | 13.99%  | 13.99%      |
| Maximum loss     | -4.33% | -7.04% | -7.04% | -7.17% | -9.60%  | -11.54% | -34.72% | -           |

Distribution permission

Austria, Germany, Switzerland

<sup>1</sup> Important note on update status: The displayed date refers exclusively to the calculation of the NAV.

<sup>2</sup> The Mountain-View Data Fund Rating calculates a comparative ranking for funds using yield, volatility and trend data. For more information visit [MVD Funds Rating](#)

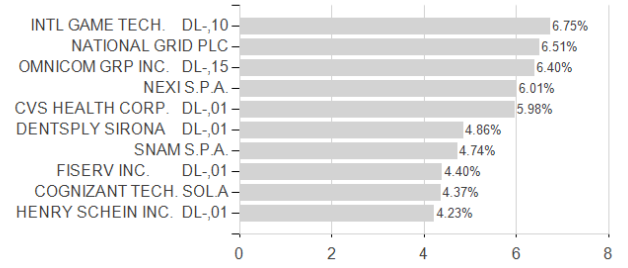
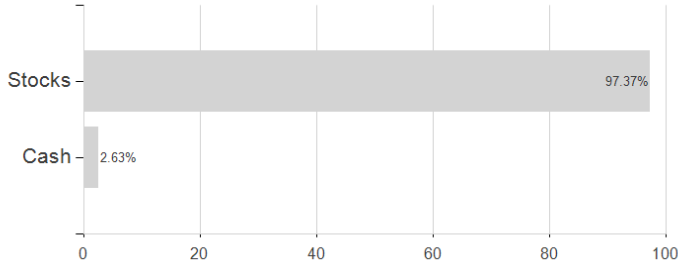
<sup>3</sup> Displays the Ethical-Dynamical Ratio calculated according to standard criteria. The maximum value is 100. For more information visit [EDA](#)

**Lazard Global Eq.Franchise Fund C GBP / IE00BF2N1R59 / A2PJB3 / Lazard Fund M. (IE)**

Assessment Structure

Assets

Largest positions



Countries

Branches

Currencies

