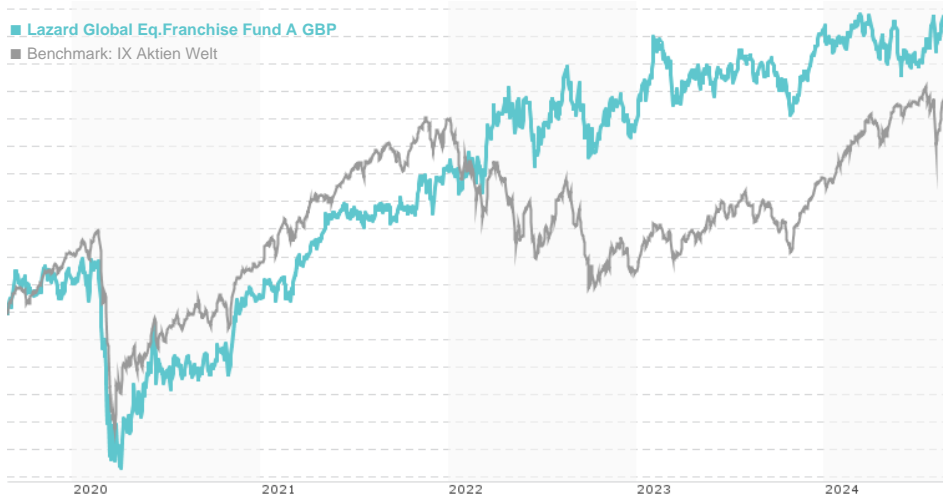


Lazard Global Eq.Franchise Fund A GBP / IE00BYR8Q289 / A2PJBY / Lazard Fund M. (IE)

Last 08/26/2024 <sup>1</sup>	Region	Branch	Type of yield	Type
262.97 GBP	Worldwide	Mixed Sectors	reinvestment	Equity Fund



Risk key figures

SRI	1	2	3	4	5	6	7
Mountain-View Funds Rating <sup>2</sup>	EDA <sup>3</sup>						
	86						

Yearly Performance

2023	+12.31%
2022	+6.79%
2021	+22.55%
2020	-2.61%
2019	+15.28%

Master data		Conditions		Other figures	
Fund type	Single fund	Issue surcharge	3.00%	Minimum investment	USD 250,000.00
Category	Equity	Planned administr. fee	0.00%	Savings plan	-
Sub category	Mixed Sectors	Deposit fees	0.00%	UCITS / OGAW	Yes
Fund domicile	Ireland	Redemption charge	2.00%	Performance fee	0.00%
Tranch volume	(08/26/2024) USD 10.09 mill.	Ongoing charges	-	Redeployment fee	0.00%
Total volume	(08/26/2024) USD 1,124.45 mill.	<b>Dividends</b>		<b>Investment company</b>	
Launch date	6/30/2015	Lazard Fund M. (IE)			
KESr report funds	No	Ireland			
Business year start	01.04.	http://www.lazardnet.com			
Sustainability type	-				
Fund manager	Bertrand Cliquet				

Performance	1M	6M	YTD	1Y	2Y	3Y	5Y	Since start
Performance	+0.89%	+1.24%	+1.81%	+6.23%	+10.82%	+29.79%	+51.26%	+55.87%
Performance p.a.	-	-	-	+6.25%	+5.26%	+9.07%	+8.62%	+8.06%
Sharpe ratio	0.50	-0.09	-0.07	0.26	0.15	0.41	0.27	0.24
Volatility	14.82%	11.04%	10.87%	10.42%	11.90%	13.61%	19.20%	18.83%
Worst month	-	-4.52%	-4.52%	-4.89%	-6.55%	-6.55%	-19.26%	-19.26%
Best month	-	6.03%	6.03%	6.03%	7.39%	7.39%	14.02%	14.02%
Maximum loss	-4.33%	-7.06%	-7.06%	-7.17%	-9.60%	-11.55%	-34.73%	-

Distribution permission

Austria, Germany, Switzerland

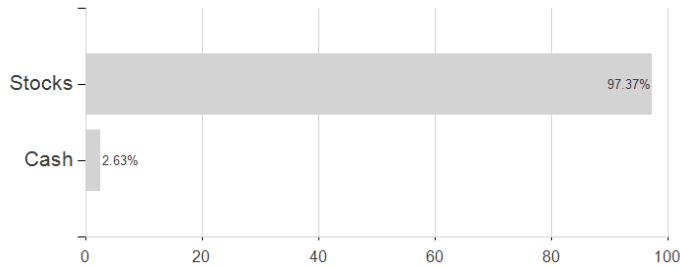
<sup>1</sup> Important note on update status: The displayed date refers exclusively to the calculation of the NAV.  
<sup>2</sup> The Mountain-View Data Fund Rating calculates a comparative ranking for funds using yield, volatility and trend data. For more information visit [MVD Funds Rating](#)

## Lazard Global Eq.Franchise Fund A GBP / IE00BYR8Q289 / A2PJBY / Lazard Fund M. (IE)

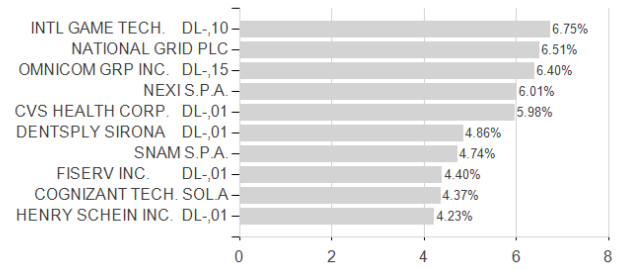
3 Displays the Ethical-Dynamical Ratio calculated according to standard criteria. The maximum value is 100. For more information visit [EDA](#)

### Assessment Structure

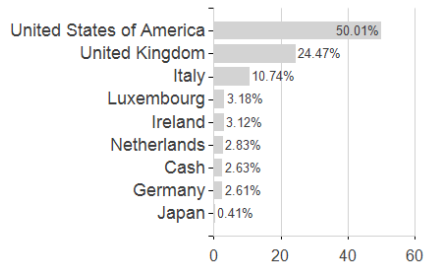
#### Assets



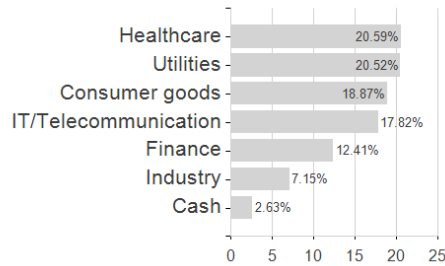
#### Largest positions



#### Countries



#### Branches



#### Currencies

