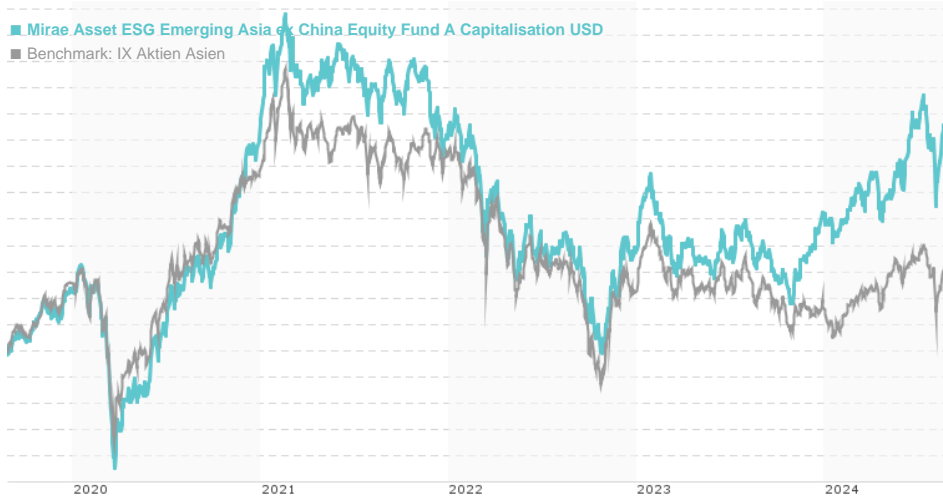


Mirae Asset ESG Emerging Asia ex China Equity Fund A Capitalisation USD / LU0336300859 / A1H9CF / FundRock M.

Last 08/27/2024 <sup>1</sup>	Region	Branch	Type of yield	Type
24.45 USD	Asia	Mixed Sectors	reinvestment	Equity Fund



Risk key figures

SRI: 1 2 3 4 5 6 7

Mountain-View Funds Rating<sup>2</sup> EDA<sup>3</sup>

▲ ▲ ▲ ▲ ▲ ▲

Yearly Performance

2023	+5.84%
2022	-16.55%
2021	-0.80%
2020	+29.74%
2019	+19.43%

Master data		Conditions		Other figures	
-------------	--	------------	--	---------------	--

Fund type	Single fund	Issue surcharge	5.25%	Minimum investment	USD 2,500.00
Category	Equity	Planned administr. fee	0.00%	Savings plan	-
Sub category	Mixed Sectors	Deposit fees	0.50%	UCITS / OGAW	Yes
Fund domicile	Luxembourg	Redemption charge	0.00%	Performance fee	0.00%
Tranch volume	(08/26/2024) USD 0.120 mill.	Ongoing charges	-	Redeployment fee	0.00%
Total volume	-	<b>Dividends</b>		<b>Investment company</b>	
Launch date	9/1/2009	FundRock M. Co.			
KESt report funds	Yes	33 Rue de Gasperich, L-5826, Hesperange			
Business year start	01.04.	Luxembourg			
Sustainability type	Ethics/ecology	https://www.fundrock.com			
Fund manager	Saniel Chandrawat, Joohee An				

Performance	1M	6M	YTD	1Y	2Y	3Y	5Y	Since start
Performance	+1.41%	+10.04%	+11.44%	+19.62%	+18.12%	-5.12%	+41.00%	+67.93%
Performance p.a.	-	-	-	+19.62%	+8.69%	-1.74%	+7.11%	+6.90%
Sharpe ratio	0.52	0.91	0.81	0.99	0.30	-0.29	0.19	0.20
Volatility	30.09%	19.44%	17.90%	16.24%	17.49%	18.15%	18.88%	17.15%
Worst month	-	-3.32%	-3.32%	-4.57%	-10.72%	-10.72%	-16.21%	-16.21%
Best month	-	9.89%	9.89%	9.89%	15.40%	15.40%	15.40%	15.40%
Maximum loss	-8.99%	-14.18%	-14.18%	-14.18%	-18.48%	-35.88%	-39.21%	-

Distribution permission

Austria, Germany, Switzerland

1 Important note on update status: The displayed date refers exclusively to the calculation of the NAV.  
 2 The Mountain-View Data Fund Rating calculates a comparative ranking for funds using yield, volatility and trend data. For more information visit [MVD Funds Rating](#)  
 3 Displays the Ethical-Dynamical Ratio calculated according to standard criteria. The maximum value is 100. For more information visit [EDA](#)

**Mirae Asset ESG Emerging Asia ex China Equity Fund A Capitalisation USD / LU0336300859 / A1H9CF / FundRock M.**

**Investment strategy**

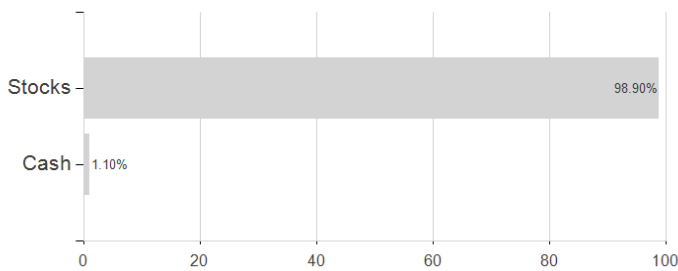
The Principal Investment Manager will seek to achieve the objective of the Sub-Fund by investing mainly in equities and equity related securities of companies domiciled in or exercising a large portion of their economic activity emerging markets in Asia (including but not limited to, territories and special administrative regions) such as India, Indonesia, Korea, Malaysia, Philippines, Taiwan, Thailand excluding China. Additional opportunities may also be sought in frontier markets in Asia, such as Vietnam, Bangladesh, Pakistan and Sri Lanka. The Fund may invest up to 100% of its net asset value in emerging markets in Asia excluding China. The Sub-Fund may also invest up to 20% of its net asset value in frontier markets. The Sub-Fund may invest without limit in companies of any size and in any sector. The Fund is actively managed and references the MSCI Emerging Markets Asia ex China 10-40 Index (the "Benchmark") by seeking to outperform it. There are no restrictions on the extent to which the Fund's portfolio may deviate from the one of the Benchmark.

**Investment goal**

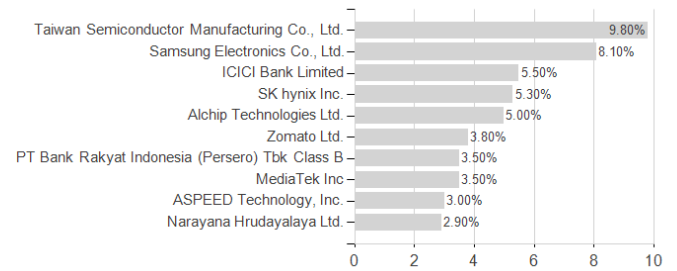
The Fund aims to achieve long term growth in the share price through capital appreciation, measured in US Dollars, of the underlying equity portfolio which promotes environmental, social and governance (ESG) criteria.

**Assessment Structure**

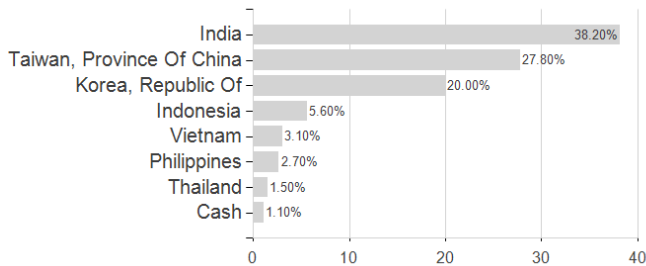
**Assets**



**Largest positions**



**Countries**



**Branches**

