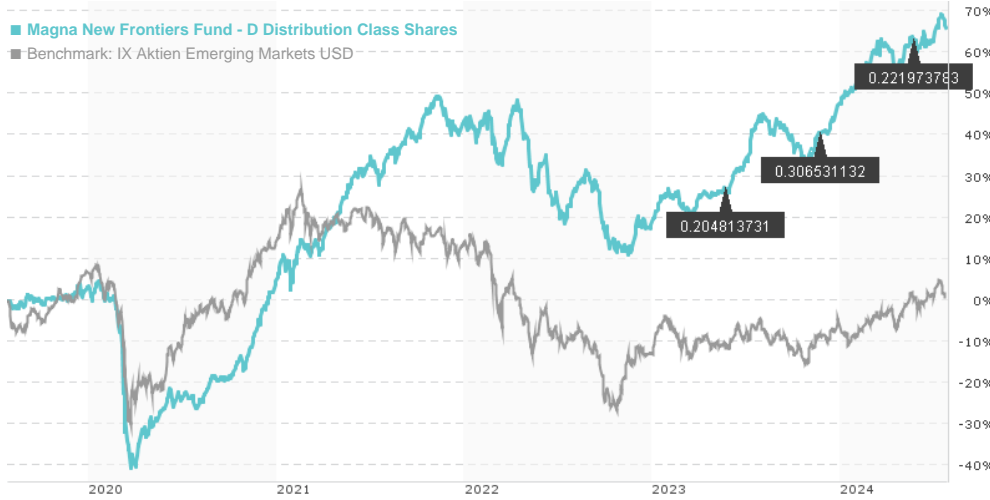


Magna New Frontiers Fund - D Distribution Class Shares / IE00BNG8TT04 / A12DG4 / Fiera Capital (IOM)

Last 07/25/2024 ¹	Region	Branch	Type of yield	Type
20.95 USD	Emerging Markets	Mixed Sectors	paying dividend	Equity Fund



Risk key figures

SRI	1	2	3	4	5	6	7
Mountain-View Funds Rating ²	EDA ³						
	73						

Yearly Performance

2023	+24.66%
2022	-17.49%
2021	+36.82%
2020	+1.57%

Master data		Conditions		Other figures	
Fund type	Single fund	Issue surcharge	5.00%	Minimum investment	EUR 5,000.00
Category	Equity	Planned administr. fee	0.00%	Savings plan	-
Sub category	Mixed Sectors	Deposit fees	0.00%	UCITS / OGAW	Yes
Fund domicile	Ireland	Redemption charge	0.00%	Performance fee	20.00%
Tranch volume	(07/25/2024) EUR 62.18 mill.	Ongoing charges	-	Redeployment fee	0.00%
Total volume	(07/25/2024) EUR 588.60 mill.	Dividends		Investment company	
Launch date	7/22/2015	22.05.2024	0.22 USD	Fiera Capital (IOM)	
KESt report funds	Yes	22.11.2023	0.31 USD	Walther-von-Cronberg-Platz 13, 60594, Frankfurt	
Business year start	01.01.	22.05.2023	0.20 USD	Germany	
Sustainability type	-	22.11.2022	0.36 USD	https://www.fieracapital.com	
Fund manager	Stefan Böttcher, Dominic Bokor-Ingram	23.05.2022	0.21 USD		

Performance	1M	6M	YTD	1Y	2Y	3Y	5Y	Since start
Performance	+2.40%	+10.13%	+12.54%	+15.80%	+35.31%	+26.98%	+65.66%	+78.13%
Performance p.a.	-	-	-	+15.75%	+16.30%	+8.29%	+10.61%	+11.18%
Sharpe ratio	4.66	2.02	2.36	1.32	1.28	0.40	0.42	0.47
Volatility	6.37%	8.72%	8.36%	9.18%	9.85%	11.62%	16.48%	16.04%
Worst month	-	-3.41%	-3.41%	-5.97%	-10.22%	-10.22%	-35.23%	-35.23%
Best month	-	3.52%	4.59%	8.78%	8.78%	8.78%	16.47%	16.47%
Maximum loss	-1.90%	-5.90%	-5.90%	-9.27%	-15.58%	-25.67%	-43.44%	-

Distribution permission

Austria, Germany, Switzerland

¹ Important note on update status: The displayed date refers exclusively to the calculation of the NAV.

² The Mountain-View Data Fund Rating calculates a comparative ranking for funds using yield, volatility and trend data. For more information visit [MVD Funds Rating](#)

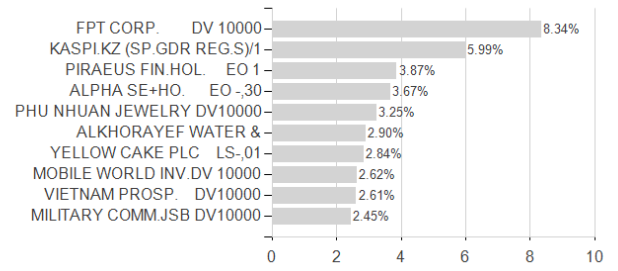
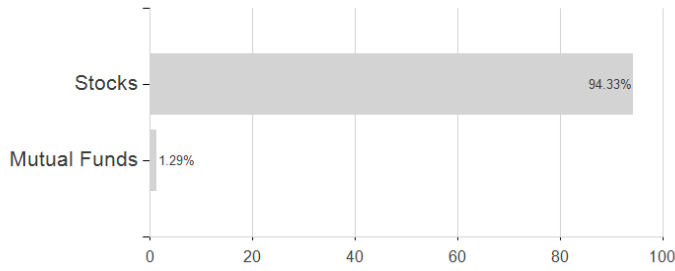
³ Displays the Ethical-Dynamical Ratio calculated according to standard criteria. The maximum value is 100. For more information visit [EDA](#)

Magna New Frontiers Fund - D Distribution Class Shares / IE00BNG8TT04 / A12DG4 / Fiera Capital (IOM)

Assessment Structure

Assets

Largest positions



Countries

Branches

Currencies

