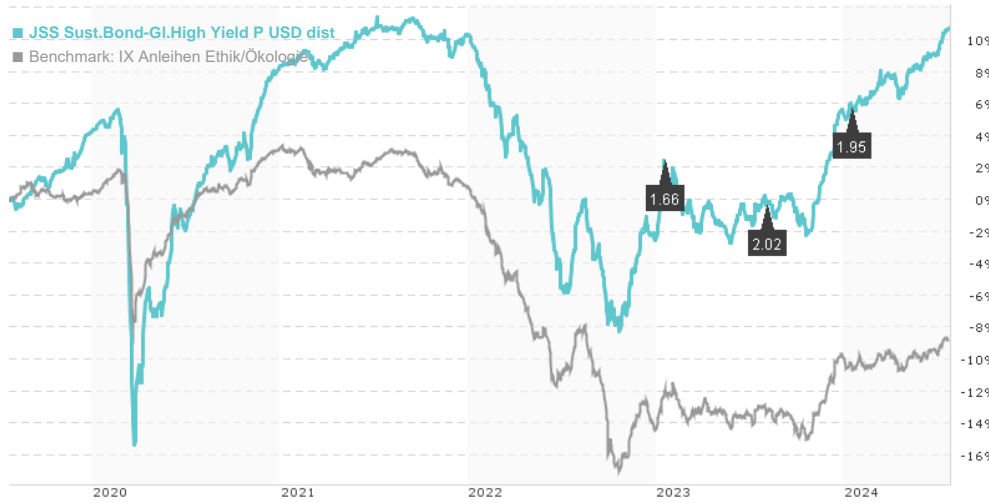


JSS Sust.Bond-GI.High Yield P USD dist / LU1711704863 / A2JK61 / J.S.Sarasin Fd.M. LU

Last 07/23/2024 ¹	Region	Branch	Type of yield	Type
96.42 USD	Worldwide	Bonds: Mixed	paying dividend	Fixed-Income Fund



Risk key figures

SRI	1	2	3	4	5	6	7
Mountain-View Funds Rating ²							EDA ³
							76

Yearly Performance

2023	+8.41%
2022	-11.68%
2021	+1.86%
2020	+3.96%
2019	+14.02%

Master data		Conditions		Other figures	
Fund type	Single fund	Issue surcharge	3.00%	Minimum investment	UNT 0
Category	Bonds	Planned administr. fee	0.00%	Savings plan	-
Sub category	Bonds: Mixed	Deposit fees	0.10%	UCITS / OGAW	Yes
Fund domicile	Luxembourg	Redemption charge	0.00%	Performance fee	0.00%
Tranch volume	(07/23/2024) EUR 4.37 mill.	Ongoing charges	-	Redeployment fee	0.00%
Total volume	(06/28/2024) EUR 171.23 mill.	Dividends		Investment company	
Launch date	3/27/2018	16.01.2024	1.95 USD	J.S.Sarasin Fd.M. LU	
KESt report funds	Yes	03.08.2023	2.02 USD	17-21, Boulevard Joseph II, 1840, Luxembourg	
Business year start	01.05.	17.01.2023	1.66 USD	Luxembourg	
Sustainability type	Ethics/ecology	28.07.2022	1.61 USD	http://www.jsafrasarasin.lu/internet/lu/	
Fund manager	G. von Stockum, J. Mishra, K. Baker, B. Robaux	21.01.2022	1.43 USD		

Performance	1M	6M	YTD	1Y	2Y	3Y	5Y	Since start
Performance	+1.46%	+4.91%	+4.83%	+11.29%	+14.44%	+0.00%	+10.98%	+17.51%
Performance p.a.	-	-	-	+11.29%	+6.99%	+0.00%	+2.10%	+2.58%
Sharpe ratio	11.48	2.58	2.04	2.51	0.76	-0.83	-0.30	-0.23
Volatility	1.42%	2.48%	2.54%	3.03%	4.36%	4.47%	5.33%	4.84%
Worst month	-	-0.87%	-0.87%	-1.23%	-4.70%	-7.22%	-12.87%	-12.87%
Best month	-	1.55%	3.23%	4.19%	4.19%	4.19%	4.19%	4.19%
Maximum loss	-0.13%	-1.55%	-1.55%	-2.59%	-8.30%	-17.63%	-19.84%	-

Distribution permission

Austria, Germany, Switzerland

¹ Important note on update status: The displayed date refers exclusively to the calculation of the NAV.

² The Mountain-View Data Fund Rating calculates a comparative ranking for funds using yield, volatility and trend data. For more information visit [MVD Funds Rating](#)

³ Displays the Ethical-Dynamical Ratio calculated according to standard criteria. The maximum value is 100. For more information visit [EDA](#)

JSS Sust.Bond-GI.High Yield P USD dist / LU1711704863 / A2JK61 / J.S.Sarasin Fd.M. LU

Investment strategy

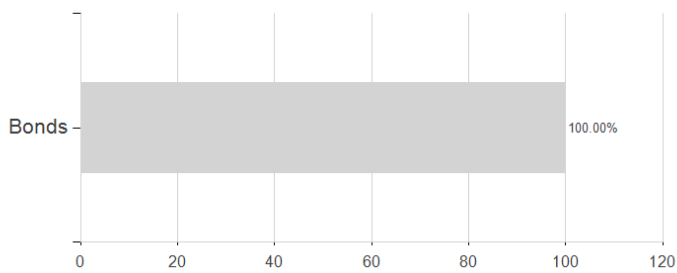
The Sub-Fund invests at least 70% of its net assets in fixed or floating rate debt securities, including zero bonds, with a non-investment grade rating, issued or guaranteed by government, public, private and public-private borrowers. The Sub-Fund promotes environmental and social characteristics according to SFDR Art. 8, but does not have a sustainable investment objective according to SFDR Art. 9. For further information of the Sub-Fund under the SFDR, investors are referred to the SCHEDULE V "SFDR Disclosures". The Sub-Fund is actively managed without replicating any benchmark. However, the Sub-Fund is managed with reference to ICE BofA Global High Yield Index USD hedged (the "Benchmark"). Generally, the majority of the positions within the Sub-Fund are constituents of the Benchmark. In order to exploit specific investment opportunities the Investment Manager may discretionarily select securities not included in the Benchmark. In addition, the Investment Manager integrates sustainability aspects which lead to an exclusion of investable Benchmark components. The holdings and their weightings in the Sub-Fund's portfolio will diverge from the weightings of the securities included in the Benchmark therefore the Sub-Fund's returns may deviate from the performance of the Benchmark.

Investment goal

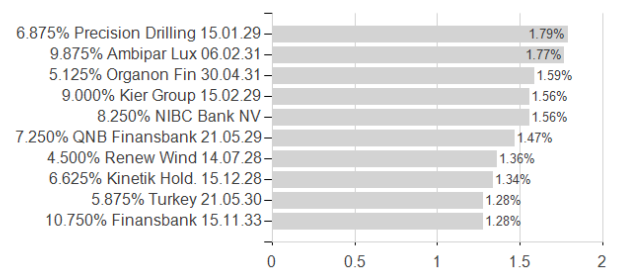
The investment objective of JSS Sustainable Bond - Global High Yield (the Sub-Fund) is to achieve the highest possible return by investing in high yield bonds from sustainable issuers.

Assessment Structure

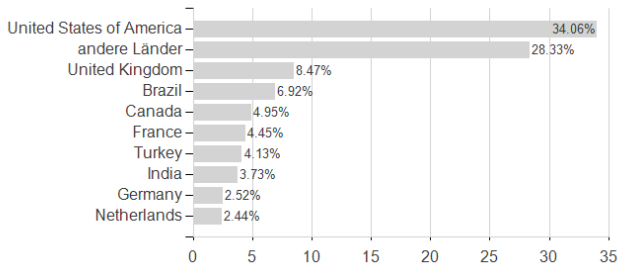
Assets



Largest positions



Countries



Rating

