

Amundi Euro Stoxx Banks UE Acc / LU1829219390 / LYX0Z5 / Amundi Luxembourg

Last 08/22/2024 ¹	Region	Branch	Type of yield	Type
158.85 EUR	Euroland	ETF Stocks	reinvestment	Alternative Investm.

Amundi Euro Stoxx Banks UE Acc
Benchmark: IX ETF Aktien Finanzen



Risk key figures

SRI 1 2 3 4 5 6 7

Mountain-View Funds Rating² EDA³

▲▲▲▲▲▲ 82

Yearly Performance

2023	+30.84%
2022	+0.54%
2021	+41.02%
2020	-22.85%
2019	+17.01%

Master data		Conditions		Other figures	
Fund type	Single fund	Issue surcharge	0.00%	Minimum investment	UNT 1
Category	Equity	Planned administr. fee	0.00%	Savings plan	Yes
Sub category	ETF Stocks	Deposit fees	0.00%	UCITS / OGAW	Yes
Fund domicile	Luxembourg	Redemption charge	0.00%	Performance fee	0.00%
Tranch volume	(08/22/2024) EUR 967.16 mill.	Ongoing charges	-	Redeployment fee	0.00%
Total volume	(07/05/2023) EUR 1,582.00 mill.	Dividends		Investment company	
Launch date	11/8/2018	Amundi Luxembourg			
KEST report funds	Yes	5 allée Scheffer, L-2520, Luxembourg			
Business year start	01.01.	Luxembourg			
Sustainability type	-	https://www.amundi.lu			
Fund manager	-				

Performance	1M	6M	YTD	1Y	2Y	3Y	5Y	Since start
Performance	-5.06%	+18.98%	+22.91%	+33.31%	+96.13%	+73.73%	+113.00%	+78.52%
Performance p.a.	-	-	-	+33.21%	+39.98%	+20.21%	+16.31%	+10.52%
Sharpe ratio	-1.87	1.98	1.87	1.76	1.73	0.65	0.41	0.23
Volatility	26.34%	19.26%	18.49%	16.94%	21.14%	25.53%	31.54%	30.55%
Worst month	-	-6.76%	-6.76%	-6.76%	-13.47%	-13.47%	-35.16%	-35.16%
Best month	-	14.70%	14.70%	14.70%	15.90%	15.90%	38.29%	38.29%
Maximum loss	-12.51%	-12.51%	-12.51%	-12.51%	-19.25%	-34.32%	-51.54%	-

Distribution permission

Austria, Germany, Switzerland, Luxembourg

¹ Important note on update status: The displayed date refers exclusively to the calculation of the NAV.

² The Mountain-View Data Fund Rating calculates a comparative ranking for funds using yield, volatility and trend data. For more information visit [MVD Funds Rating](#)

DISCLAIMER: The information on this page are for informational purposes only and should neither an offer to sell nor a solicitation for the purchase of the security or recommendation in favor of the security to be understood. baha GmbH assumes no liability despite thorough searches for the accuracy of the data.

Funds data from: www.mountain-view.com. Fact Sheet created by: www.baha.com

Amundi Euro Stoxx Banks UE Acc / LU1829219390 / LYX0Z5 / Amundi Luxembourg

Investment strategy

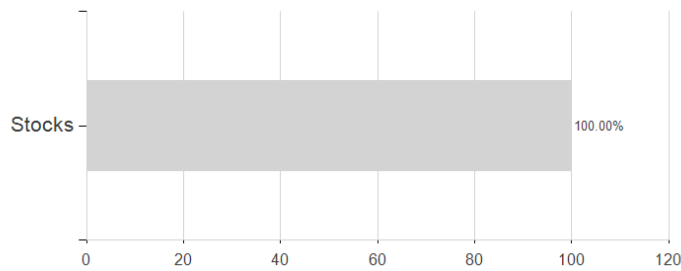
The Benchmark Index is a net total return index. A net total return index calculates the performance of the index constituents on the basis that any dividends or distributions are included in the index returns. The Fund seeks to achieve its objective via a direct replication, by investing primarily in the securities comprising the Benchmark Index. To optimize the Benchmark Index replication, the Fund may use a sampling replication strategy, and may also engaged in securities lending.

Investment goal

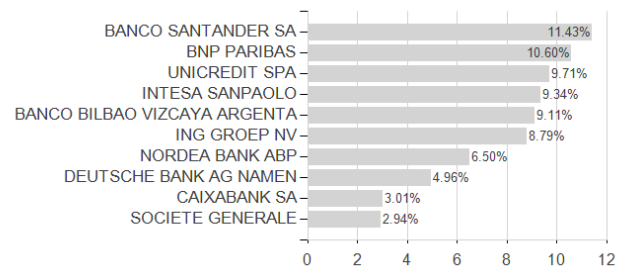
The Fund is an index-tracking UCITS passively managed. The investment objective of the Fund is to track both the upward and the downward evolution of the Euro STOXX® Banks Index (the Benchmark Index™) denominated in Euros and representative of the performance of euro zone's banks while minimizing the volatility of the difference between the return of the Fund and the return of the Benchmark Index (the "Tracking Error").

Assessment Structure

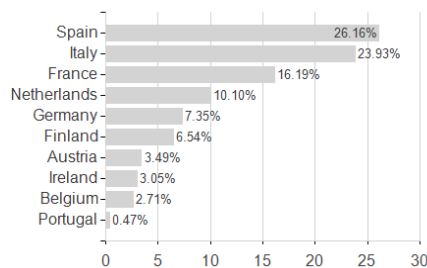
Assets



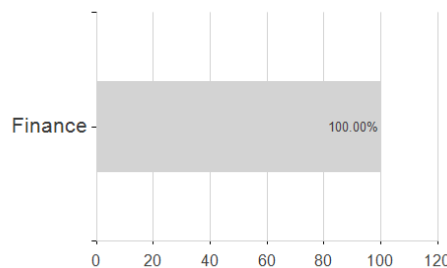
Largest positions



Countries



Branches



Currencies

