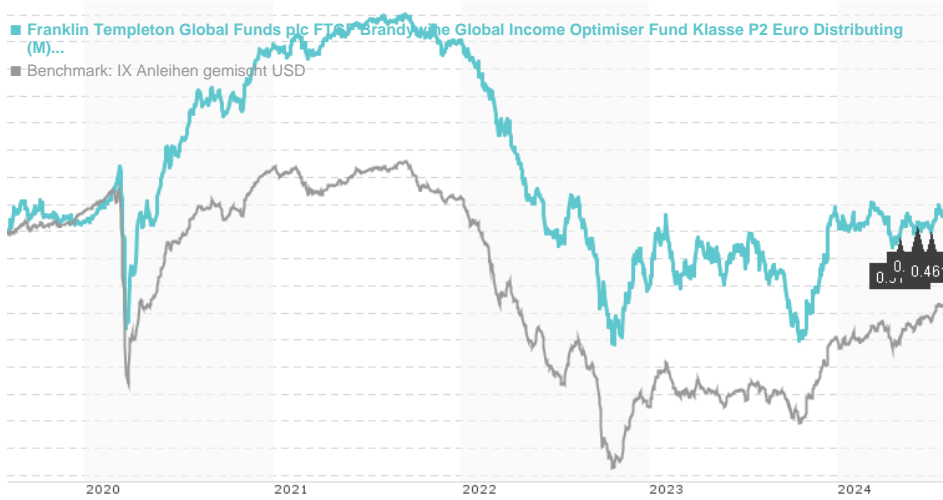


Franklin Templeton Global Funds plc FTGF Brandywine Global Income Optimiser Fund Klasse P2 Euro Distributing

Last 08/01/2024 <sup>1</sup>	Region	Branch	Type of yield	Type
81.89 EUR	Worldwide	Bonds: Mixed	paying dividend	Fixed-Income Fund



Risk key figures

SRI	1	2	3	4	5	6	7	
Mountain-View Funds Rating <sup>2</sup>							EDA <sup>3</sup>	76

Yearly Performance

2023	+5.74%
2022	-16.01%
2021	+0.21%
2020	+13.10%
2019	+8.49%

Master data		Conditions		Other figures	
Fund type	Single fund	Issue surcharge	0.00%	Minimum investment	EUR 50,000,000.00
Category	Bonds	Planned administr. fee	0.00%	Savings plan	-
Sub category	Bonds: Mixed	Deposit fees	0.00%	UCITS / OGAW	Yes
Fund domicile	Ireland	Redemption charge	0.00%	Performance fee	0.00%
Tranch volume	(08/01/2024) USD 3.84 mill.	Ongoing charges	-	Redeployment fee	0.00%
Total volume	(08/01/2024) USD 1,149.64 mill.	<b>Dividends</b>		<b>Investment company</b>	
Launch date	9/18/2018	01.07.2024	0.46 EUR	Franklin Templeton	
KEST report funds	No	03.06.2024	0.53 EUR	Schottenring 16, 2.OG, 1010, Wien	
Business year start	29.02.	01.05.2024	0.51 EUR	Austria	
Sustainability type	-	01.04.2024	0.51 EUR	https://www.franklintempleton.at	
Fund manager	Jack P. McIntyre, Anujeet Sareen, Brian Kloss, Tracy Chen, Renato Latini, Michael	01.03.2024	0.47 EUR		

Performance	1M	3M	YTD	1Y	2Y	3Y	5Y	Since start
Performance	+2.07%	+0.59%	+0.72%	+3.65%	-0.63%	-11.99%	+2.24%	+8.39%
Performance p.a.	-	-	-	+3.64%	-0.31%	-4.17%	+0.44%	+1.38%
Sharpe ratio	6.19	-0.60	-0.58	0.00	-0.55	-1.24	-0.53	-0.40
Volatility	3.81%	4.10%	4.15%	5.91%	7.14%	6.31%	6.02%	5.69%
Worst month	-	-1.81%	-1.81%	-2.84%	-5.17%	-5.17%	-5.93%	-5.93%
Best month	-	1.90%	4.69%	4.78%	4.78%	4.78%	4.78%	4.78%
Maximum loss	-0.82%	-3.24%	-3.24%	-6.57%	-10.77%	-21.00%	-21.00%	-

Distribution permission

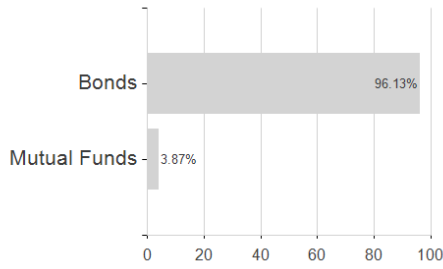
Austria, Germany, Switzerland

<sup>1</sup> Important note on update status: The displayed date refers exclusively to the calculation of the NAV.  
<sup>2</sup> The Mountain-View Data Fund Rating calculates a comparative ranking for funds using yield, volatility and trend data. For more information visit [MVD Funds Rating](#)  
<sup>3</sup> Displays the Ethical-Dynamical Ratio calculated according to standard criteria. The maximum value is 100. For more information visit [EDA](#)

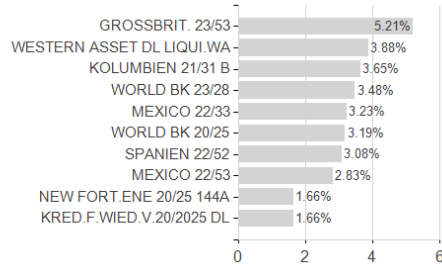
**Franklin Templeton Global Funds plc FTGF Brandywine Global Income Optimiser Fund Klasse P2 Euro Distributing**

**Assessment Structure**

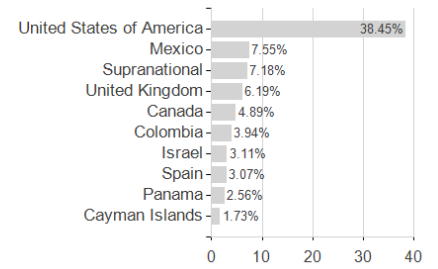
**Assets**



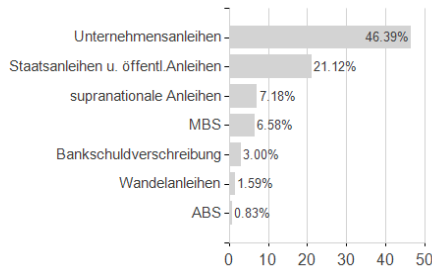
**Largest positions**



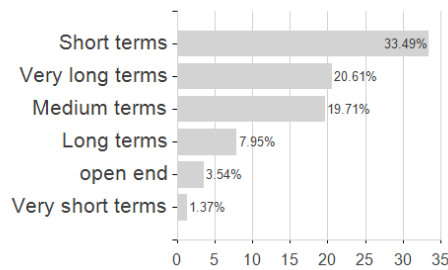
**Countries**



**Issuer**



**Duration**



**Currencies**

