

GS India Eq.Pf.P USD / LU0381555043 / A0Q7MJ / Goldman Sachs AM BV

Last 07/22/2024 ¹	Country	Branch	Type of yield	Type
55.09 USD	India	Mixed Sectors	reinvestment	Equity Fund



Risk key figures

SRI	1	2	3	4	5	6	7	
Mountain-View Funds Rating ²							EDA ³	72

Yearly Performance

2023	+25.57%
2022	-15.68%
2021	+34.86%
2020	+20.35%
2019	+11.93%

Master data		Conditions		Other figures	
Fund type	Single fund	Issue surcharge	5.50%	Minimum investment	USD 50,000.00
Category	Equity	Planned administr. fee	0.00%	Savings plan	-
Sub category	Mixed Sectors	Deposit fees	0.00%	UCITS / OGAW	Yes
Fund domicile	Luxembourg	Redemption charge	0.00%	Performance fee	0.00%
Tranch volume	(07/22/2024) USD 171.69 mill.	Ongoing charges	-	Redeployment fee	0.00%
Total volume	(07/22/2024) USD 4,294.96 mill.	Dividends		Investment company	
Launch date	9/8/2008	Goldman Sachs AM BV Schenkade 65, 2509, LL Den Haag Netherlands www.gsam.com			
KEST report funds	Yes				
Business year start	01.12.				
Sustainability type	-				
Fund manager	-				

Performance	1M	6M	YTD	1Y	2Y	3Y	5Y	Since start
Performance	+2.70%	+16.05%	+18.60%	+33.23%	+51.97%	+38.94%	+116.46%	+128.12%
Performance p.a.	-	-	-	+33.33%	+23.24%	+11.57%	+16.68%	+16.24%
Sharpe ratio	4.54	2.22	2.37	2.49	1.61	0.54	0.68	0.67
Volatility	8.34%	14.01%	13.70%	11.95%	12.16%	14.53%	19.04%	18.67%
Worst month	-	-0.62%	-0.62%	-2.02%	-4.89%	-7.84%	-28.34%	-28.34%
Best month	-	8.12%	8.12%	8.12%	8.87%	8.87%	14.82%	14.82%
Maximum loss	-1.72%	-5.26%	-5.26%	-5.26%	-12.91%	-26.71%	-41.47%	-

Distribution permission

Austria, Germany, Switzerland

¹ Important note on update status: The displayed date refers exclusively to the calculation of the NAV.

² The Mountain-View Data Fund Rating calculates a comparative ranking for funds using yield, volatility and trend data. For more information visit [MVD Funds Rating](#)

DISCLAIMER: The information on this page are for informational purposes only and should neither an offer to sell nor a solicitation for the purchase of the security or recommendation in favor of the security to be understood. baha GmbH assumes no liability despite thorough searches for the accuracy of the data.

Funds data from: www.mountain-view.com. Fact Sheet created by: www.baha.com

GS India Eq.Pf.P USD / LU0381555043 / A0Q7MJ / Goldman Sachs AM BV

Investment strategy

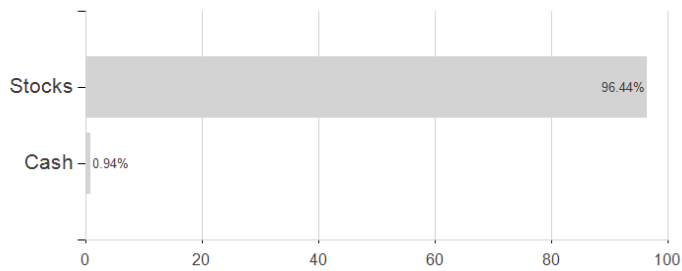
The Portfolio will mostly hold shares or similar instruments relating to Indian companies. Such companies are either based in or earn most of their profits or revenues from India. The Portfolio may also invest in companies which are based anywhere in the world. The Portfolio will not invest more than 33% of its assets in bonds issued by corporate or government entities, convertibles (securities that can be converted into other types of securities), money market instruments and non-share related instruments. The Portfolio may use derivative instruments for efficient portfolio management purposes, to help manage risks and for investment purposes in order to seek to increase return. A derivative instrument is a contract between two or more parties whose value depends on the rise and fall of other underlying assets.

Investment goal

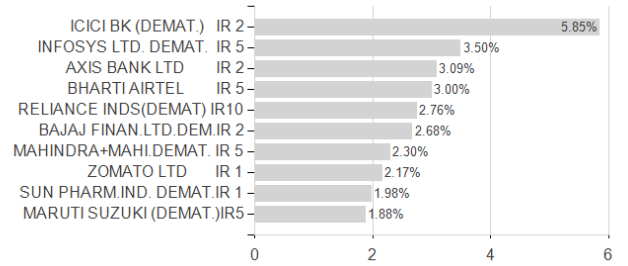
The Portfolio seeks to provide capital growth over the longer term.

Assessment Structure

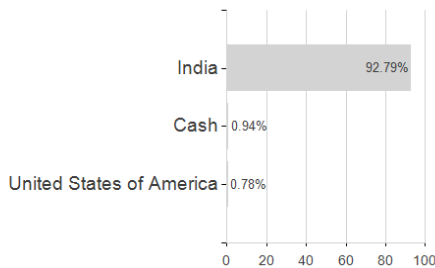
Assets



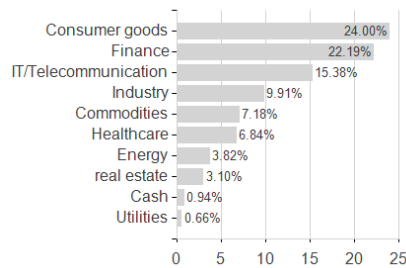
Largest positions



Countries



Branches



Currencies

