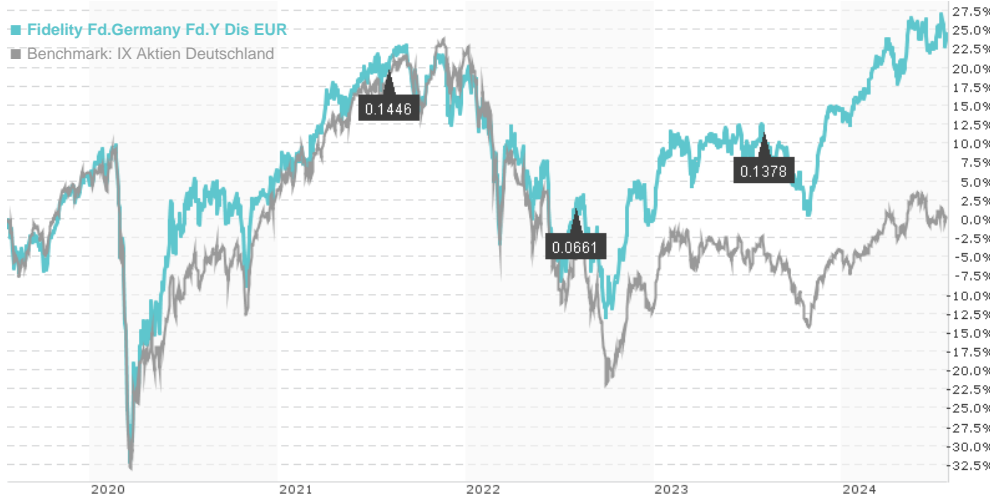


Fidelity Fd.Germany Fd.Y Dis EUR / LU1273507878 / A14YLV / FIL IM (LU)

| | | | | |
|------------------------------|---------|---------------|-----------------|-------------|
| Last 07/23/2024 ¹ | Country | Branch | Type of yield | Type |
| 15.32 EUR | Germany | Mixed Sectors | paying dividend | Equity Fund |



Risk key figures

| | | | | | | | |
|---|------------------|---|---|---|---|---|---|
| SRI | 1 | 2 | 3 | 4 | 5 | 6 | 7 |
| Mountain-View Funds Rating ² | EDA ³ | | | | | | |
| | 65 | | | | | | |

Yearly Performance

| | |
|------|---------|
| 2023 | +14.75% |
| 2022 | -15.76% |
| 2021 | +12.93% |
| 2020 | -0.30% |
| 2019 | +32.29% |

| Master data | | Conditions | | Other figures | |
|---------------------|--|------------------------|----------|--------------------------------------|--------------|
| Fund type | Single fund | Issue surcharge | 0.00% | Minimum investment | USD 2,500.00 |
| Category | Equity | Planned administr. fee | 0.00% | Savings plan | - |
| Sub category | Mixed Sectors | Deposit fees | 0.35% | UCITS / OGAW | Yes |
| Fund domicile | Luxembourg | Redemption charge | 0.00% | Performance fee | 0.00% |
| Tranch volume | (07/23/2024) EUR 9.44 mill. | Ongoing charges | - | Redeployment fee | 0.00% |
| Total volume | (06/28/2024) EUR 626.65 mill. | Dividends | | Investment company | |
| Launch date | 8/20/2015 | 01.08.2023 | 0.14 EUR | FIL IM (LU) | |
| KESt report funds | Yes | 01.08.2022 | 0.07 EUR | Kärntner Straße 9, Top 8, 1010, Wien | |
| Business year start | 01.05. | 02.08.2021 | 0.14 EUR | Austria | |
| Sustainability type | - | 03.08.2020 | 0.11 EUR | https://www.fidelity.at | |
| Fund manager | Christian von Engelbrechten, Tom Ackermans | 01.08.2019 | 0.10 EUR | | |

| Performance | 1M | 6M | YTD | 1Y | 2Y | 3Y | 5Y | Since start |
|------------------|--------|--------|--------|---------|---------|---------|---------|-------------|
| Performance | +0.92% | +8.58% | +8.58% | +12.54% | +25.75% | +3.39% | +24.71% | +62.24% |
| Performance p.a. | - | - | - | +12.54% | +12.15% | +1.12% | +4.51% | +5.57% |
| Sharpe ratio | 0.78 | 1.33 | 1.14 | 0.81 | 0.59 | -0.15 | 0.04 | 0.10 |
| Volatility | 10.98% | 10.71% | 10.69% | 10.95% | 14.32% | 16.83% | 19.64% | 18.18% |
| Worst month | - | -2.89% | -2.89% | -4.45% | -7.02% | -10.94% | -15.40% | -15.40% |
| Best month | - | 3.72% | 3.72% | 10.91% | 10.91% | 10.91% | 13.22% | 13.22% |
| Maximum loss | -3.32% | -4.79% | -4.79% | -10.75% | -15.65% | -29.17% | -38.09% | - |

Distribution permission

Austria, Germany, Switzerland


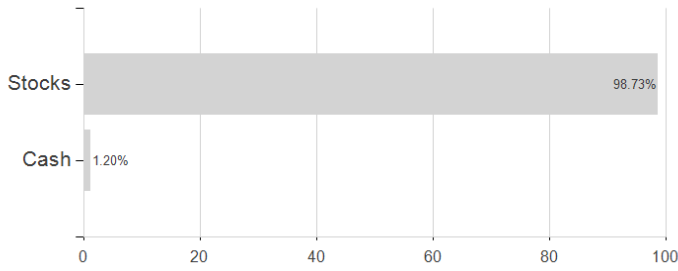
¹ Important note on update status: The displayed date refers exclusively to the calculation of the NAV.
² The Mountain-View Data Fund Rating calculates a comparative ranking for funds using yield, volatility and trend data. For more information visit [MVD Funds Rating](#)
³ Displays the Ethical-Dynamical Ratio calculated according to standard criteria. The maximum value is 100. For more information visit [EDA](#)

Fidelity Fd.Germany Fd.Y Dis EUR / LU1273507878 / A14YLV / FIL IM (LU)

Assessment Structure

Assets

Largest positions



Countries

Branches

Currencies

