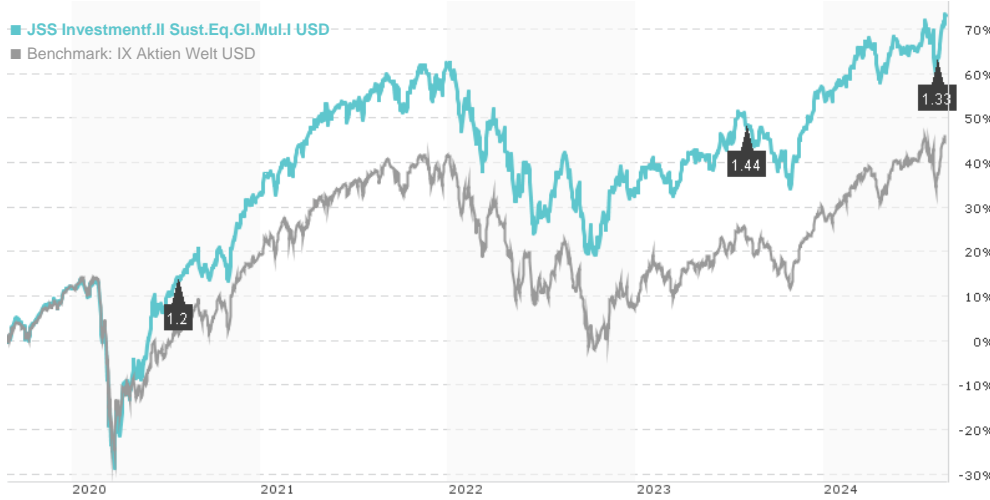


JSS Investmentf.II Sust.Eq.GI.Mul.I USD / LU1859216035 / A2PAXT / J.S.Sarasin Fd.M. LU

Last 08/26/2024 ¹	Region	Branch	Type of yield	Type
169.89 USD	Worldwide	Mixed Sectors	paying dividend	Equity Fund



Risk key figures

SRI	1	2	3	4	5	6	7
Mountain-View Funds Rating ²	EDA ³						
	75						

Yearly Performance

2023	+17.61%
2022	-17.71%
2021	+21.45%
2020	+19.32%
2019	+23.03%

Master data		Conditions		Other figures	
Fund type	Single fund	Issue surcharge	0.00%	Minimum investment	USD 1,000,000.00
Category	Equity	Planned administr. fee	0.00%	Savings plan	-
Sub category	Mixed Sectors	Deposit fees	0.00%	UCITS / OGAW	Yes
Fund domicile	Luxembourg	Redemption charge	0.00%	Performance fee	0.00%
Tranch volume	(08/26/2024) USD 1.68 mill.	Ongoing charges	-	Redeployment fee	0.00%
Total volume	(07/31/2024) USD 177.04 mill.	Dividends		Investment company	
Launch date	11/27/2018	08.08.2024	1.33 USD	J.S.Sarasin Fd.M. LU	
KESt report funds	Yes	03.08.2023	1.44 USD	17-21, Boulevard Joseph II, 1840, Luxembourg	
Business year start	01.05.	23.07.2020	1.20 USD	Luxembourg	
Sustainability type	Ethics/ecology	http://www.jsafrasarasin.lu/internet/lu/			
Fund manager	Mathilde Franscini				

Performance	1M	6M	YTD	1Y	2Y	3Y	5Y	Since start
Performance	+2.85%	+7.19%	+10.40%	+19.13%	+28.41%	+10.13%	+73.53%	+74.81%
Performance p.a.	-	-	-	+19.19%	+13.30%	+3.27%	+11.64%	+10.20%
Sharpe ratio	1.77	0.97	1.14	1.34	0.74	-0.02	0.45	0.38
Volatility	20.12%	11.79%	11.40%	11.69%	13.18%	14.81%	18.23%	17.65%
Worst month	-	-4.73%	-4.73%	-4.73%	-8.97%	-8.97%	-16.37%	-16.37%
Best month	-	3.73%	5.14%	9.64%	9.64%	9.64%	13.17%	13.17%
Maximum loss	-6.22%	-7.41%	-7.41%	-9.31%	-12.02%	-26.75%	-37.43%	-

Distribution permission

Austria, Germany, Switzerland, Luxembourg

¹ Important note on update status: The displayed date refers exclusively to the calculation of the NAV.

² The Mountain-View Data Fund Rating calculates a comparative ranking for funds using yield, volatility and trend data. For more information visit [MVD Funds Rating](#)

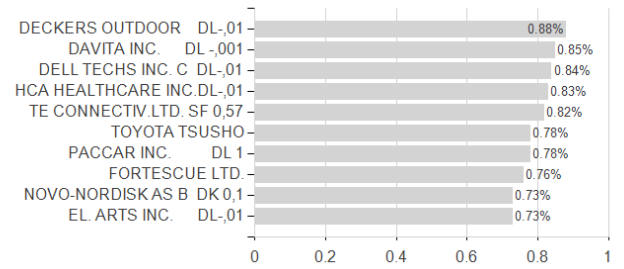
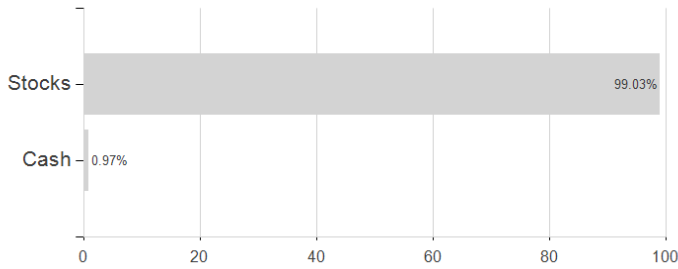
³ Displays the Ethical-Dynamical Ratio calculated according to standard criteria. The maximum value is 100. For more information visit [EDA](#)

JSS Investmentf.II Sust.Eq.GI.Mul.I USD / LU1859216035 / A2PAXT / J.S.Sarasin Fd.M. LU

Assessment Structure

Assets

Largest positions



Countries

Branches

Currencies

