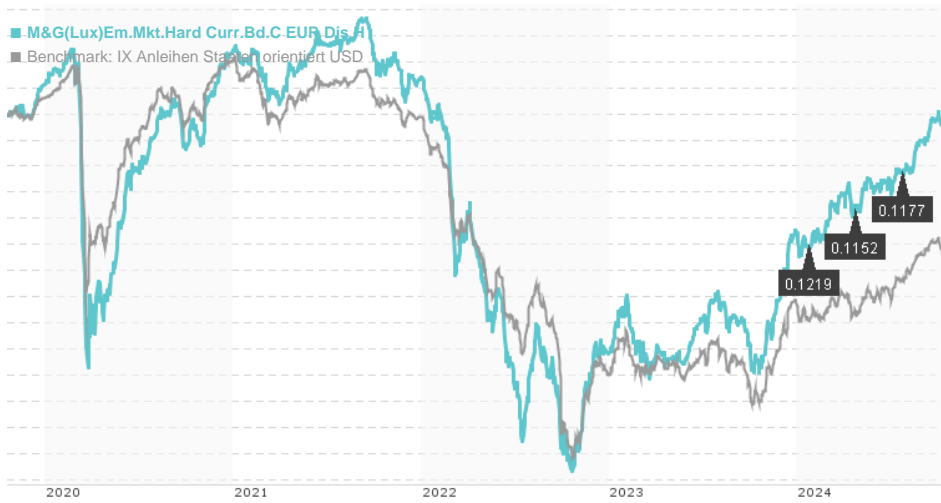


M&G(Lux)Em.Mkt.Hard Curr.Bd.C EUR Dis H / LU1582979495 / A2DRAG / M&G Luxembourg

Last 10/18/2024 ¹	Region	Branch	Type of yield	Type
6.79 EUR	Emerging Markets	Bonds: Focus Public Sector	paying dividend	Fixed-Income Fund



Risk key figures

SRI	1	2	3	4	5	6	7
Mountain-View Funds Rating ²	EDA ³						
	75						

Yearly Performance

2023	+11.67%
2022	-20.59%
2021	-1.99%
2020	+2.54%
2019	+13.04%

Master data		Conditions		Other figures	
Fund type	Single fund	Issue surcharge	1.25%	Minimum investment	EUR 500,000.00
Category	Bonds	Planned administr. fee	0.00%	Savings plan	-
Sub category	Bonds: Focus Public Sector	Deposit fees	0.40%	UCITS / OGAW	Yes
Fund domicile	Luxembourg	Redemption charge	0.00%	Performance fee	0.00%
Tranch volume	-	Ongoing charges	-	Redeployment fee	0.00%
Total volume	(10/18/2024) USD 109.54 mill.	Dividends		Investment company	
Launch date	5/22/2017	22.07.2024	0.12 EUR	M&G Luxembourg	
KESt report funds	Yes	22.04.2024	0.12 EUR	16, Boulevard Royal, 2449, Luxembourg	
Business year start	01.04.	22.01.2024	0.12 EUR	Luxembourg	
Sustainability type	-	23.10.2023	0.12 EUR	https://www.mandg.lu	
Fund manager	Claudia Calich, Gregory Smith	24.07.2023	0.12 EUR		

Performance	1M	6M	YTD	1Y	2Y	3Y	5Y	Since start
Performance	-0.71%	+6.55%	+8.38%	+22.28%	+33.91%	-5.04%	-1.05%	+4.86%
Performance p.a.	-	-	-	+22.21%	+15.70%	-1.71%	-0.21%	+0.64%
Sharpe ratio	-2.49	1.98	1.26	3.00	1.72	-0.56	-0.37	-0.32
Volatility	4.64%	5.20%	5.94%	6.36%	7.29%	8.79%	9.27%	7.91%
Worst month	-	-1.47%	-1.47%	-1.47%	-2.40%	-8.61%	-18.61%	-18.61%
Best month	-	2.27%	5.00%	5.86%	8.52%	8.52%	8.52%	8.52%
Maximum loss	-1.49%	-1.49%	-2.73%	-2.73%	-7.43%	-30.60%	-32.34%	-

Distribution permission

Austria, Germany, Switzerland, Luxembourg, Czech Republic

¹ Important note on update status: The displayed date refers exclusively to the calculation of the NAV.

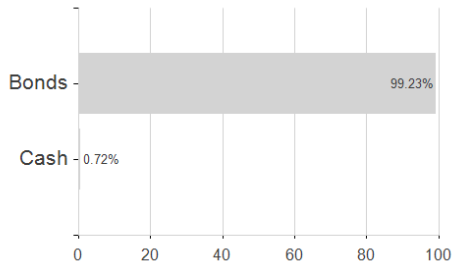
² The Mountain-View Data Fund Rating calculates a comparative ranking for funds using yield, volatility and trend data. For more information visit [MVD Funds Rating](#)

³ Displays the Ethical-Dynamical Ratio calculated according to standard criteria. The maximum value is 100. For more information visit [EDA](#)

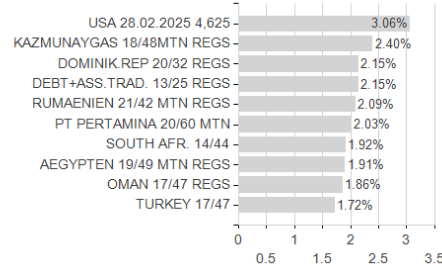
M&G(Lux)Em.Mkt.Hard Curr.Bd.C EUR Dis H / LU1582979495 / A2DRAG / M&G Luxembourg

Assessment Structure

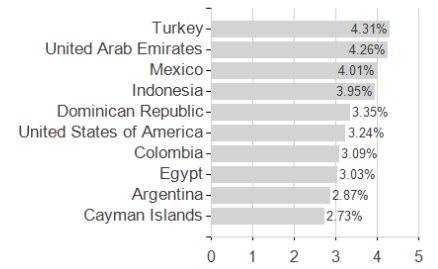
Assets



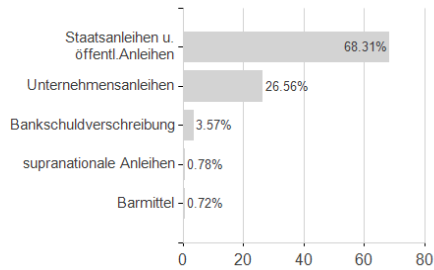
Largest positions



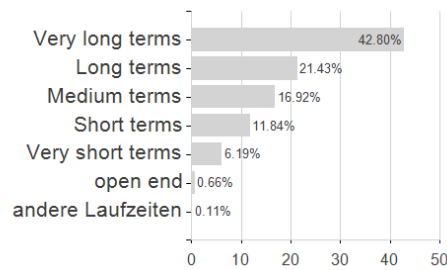
Countries



Issuer



Duration



Currencies

