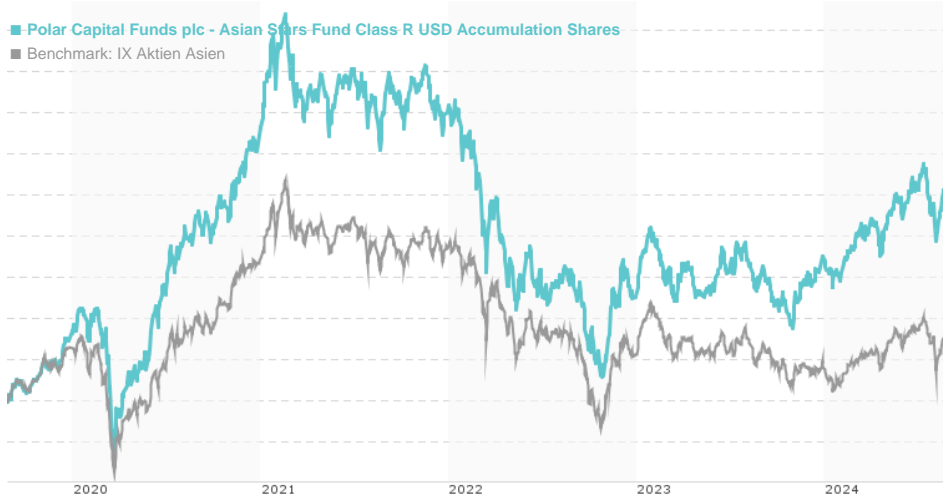


**Polar Capital Funds plc - Asian Stars Fund Class R USD Accumulation Shares / IE00BG43QB90 / A2JPEX / Polar**

Last 08/23/2024 <sup>1</sup>	Region	Branch	Type of yield	Type
16.24 USD	Asia	Mixed Sectors	reinvestment	Equity Fund



**Risk key figures**

SRI	1	2	3	4	5	6	7
Mountain-View Funds Rating <sup>2</sup>	EDA <sup>3</sup>						
	▲ ▲ ▲ ▲ ▲ ▲ ▲						

**Yearly Performance**

2023	+7.75%
2022	-26.91%
2021	+3.17%
2020	+42.73%
2019	+25.90%

Master data		Conditions		Other figures	
Fund type	Single fund	Issue surcharge	5.00%	Minimum investment	UNT 0
Category	Equity	Planned administr. fee	0.00%	Savings plan	-
Sub category	Mixed Sectors	Deposit fees	0.00%	UCITS / OGAW	Yes
Fund domicile	Ireland	Redemption charge	0.00%	Performance fee	10.00%
Tranch volume	(08/23/2024) EUR 0.240 mill.	Ongoing charges	-	Redeployment fee	0.00%
Total volume	-	Dividends		Investment company	
Launch date	12/31/2018	Polar Capital			
KESt report funds	Yes	16 Palace Street, SW1E 5JD, London			
Business year start	01.01.	United Kingdom			
Sustainability type	-	https://www.polarcapital.co.uk			
Fund manager	Jorry Nøddekær, Peter Andersen				

Performance	1M	6M	YTD	1Y	2Y	3Y	5Y	Since start
Performance	+0.56%	+9.58%	+11.23%	+17.34%	+16.58%	-8.14%	+50.37%	+62.40%
Performance p.a.	-	-	-	+17.29%	+7.96%	-2.79%	+8.49%	+8.96%
Sharpe ratio	0.15	1.09	0.99	0.91	0.25	-0.33	0.25	0.28
Volatility	21.03%	15.26%	14.65%	15.16%	17.44%	19.28%	19.88%	19.26%
Worst month	-	-3.16%	-4.52%	-5.68%	-13.53%	-13.53%	-13.57%	-13.57%
Best month	-	6.38%	6.38%	11.82%	21.25%	21.25%	21.25%	21.25%
Maximum loss	-7.18%	-11.93%	-11.93%	-11.93%	-19.75%	-41.73%	-45.41%	-

**Distribution permission**

Austria, Germany, Switzerland

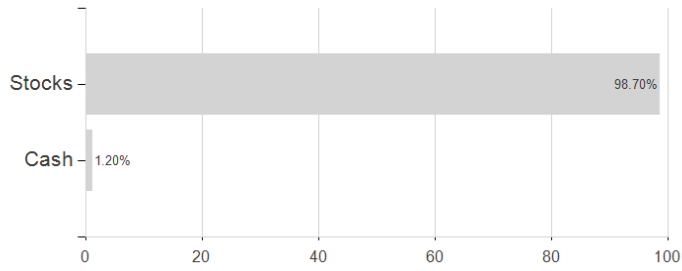
<sup>1</sup> Important note on update status: The displayed date refers exclusively to the calculation of the NAV.  
<sup>2</sup> The Mountain-View Data Fund Rating calculates a comparative ranking for funds using yield, volatility and trend data. For more information visit [MVD Funds Rating](#)

**Polar Capital Funds plc - Asian Stars Fund Class R USD Accumulation Shares / IE00BG43QB90 / A2JPEX / Polar**

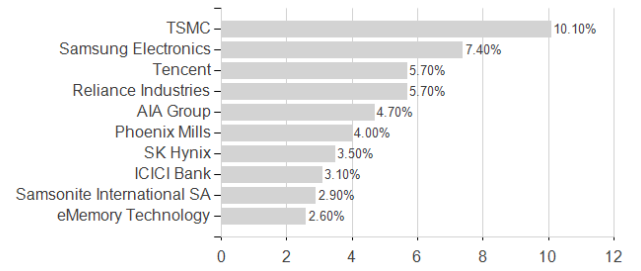
3 Displays the Ethical-Dynamical Ratio calculated according to standard criteria. The maximum value is 100. For more information visit [EDA](#)

**Assessment Structure**

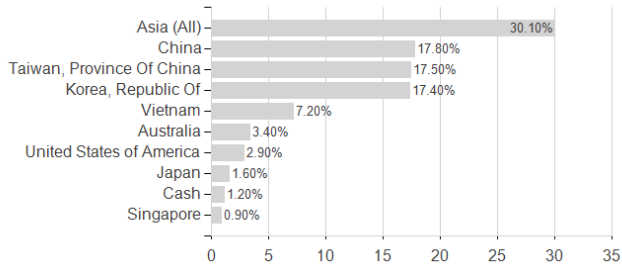
**Assets**



**Largest positions**



**Countries**



**Branches**

