

Fidelity Fd.Em.Mkt.Dt.Fd.A Dis EUR H / LU1611857365 / A2DRP1 / FIL IM (LU)

Last 08/26/2024 <sup>1</sup>	Region	Branch	Type of yield	Type
6.09 EUR	Emerging Markets	Bonds: Mixed	paying dividend	Fixed-Income Fund



Risk key figures

SRI	1	2	3	4	5	6	7
Mountain-View Funds Rating <sup>2</sup>							EDA <sup>3</sup>
							76

Yearly Performance

2023	+6.25%
2022	-27.90%
2021	-4.08%
2020	+4.59%
2019	+10.83%

Master data		Conditions		Other figures	
Fund type	Single fund	Issue surcharge	3.50%	Minimum investment	USD 2,500.00
Category	Bonds	Planned administr. fee	0.00%	Savings plan	-
Sub category	Bonds: Mixed	Deposit fees	0.35%	UCITS / OGAW	Yes
Fund domicile	Luxembourg	Redemption charge	0.00%	Performance fee	0.00%
Tranch volume	(08/26/2024) USD 2.87 mill.	Ongoing charges	-	Redeployment fee	0.00%
Total volume	(07/31/2024) USD 659.16 mill.	Dividends		Investment company	
Launch date	5/18/2017	01.08.2024	0.24 EUR	FIL IM (LU)	
KESt report funds	Yes	01.08.2023	0.25 EUR	Kärntner Straße 9, Top 8, 1010, Wien	
Business year start	01.05.	01.08.2022	0.34 EUR	Austria	
Sustainability type	-	02.08.2021	0.37 EUR	https://www.fidelity.at	
Fund manager	Paul Greer, Eric Wong, Marton Huebler	03.08.2020	0.44 EUR		

Performance	1M	6M	YTD	1Y	2Y	3Y	5Y	Since start
Performance	+2.55%	+5.99%	+4.17%	+11.05%	+8.40%	-24.22%	-19.09%	-17.67%
Performance p.a.	-	-	-	+11.08%	+4.11%	-8.82%	-4.14%	-2.64%
Sharpe ratio	7.68	1.51	0.43	1.05	0.06	-1.34	-0.77	-0.72
Volatility	4.04%	5.88%	6.91%	7.22%	9.11%	9.23%	10.01%	8.56%
Worst month	-	-2.36%	-2.36%	-2.51%	-7.33%	-9.95%	-20.98%	-20.98%
Best month	-	2.72%	6.26%	6.26%	9.09%	9.09%	9.09%	9.09%
Maximum loss	-0.62%	-3.73%	-3.73%	-5.92%	-14.37%	-40.76%	-40.76%	-

**Distribution permission**  
Austria, Germany, Switzerland

1 Important note on update status: The displayed date refers exclusively to the calculation of the NAV.  
2 The Mountain-View Data Fund Rating calculates a comparative ranking for funds using yield, volatility and trend data. For more information visit [MVD Funds Rating](#)  
3 Displays the Ethical-Dynamical Ratio calculated according to standard criteria. The maximum value is 100. For more information visit [EDA](#)

**Fidelity Fd.Em.Mkt.Dt.Fd.A Dis EUR H / LU1611857365 / A2DRP1 / FIL IM (LU)**

**Investment strategy**

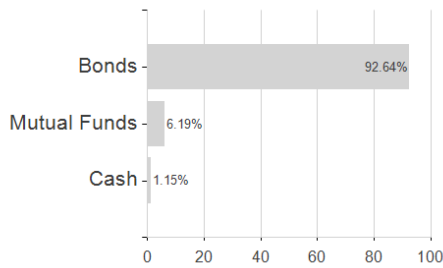
The fund invests at least 70% of its assets, in emerging market debt securities issued by governments, quasi governments, banks, financial institutions and corporate entities. The fund may also invest in other types of debt securities, equity securities, lower quality debt securities and on an ancillary basis in money market instruments. The fund invests at least 50% of its assets in securities of companies with favourable environmental, social and governance (ESG) characteristics. The fund may invest in the following assets according to the percentages indicated: Listed China onshore bonds (directly and/or indirectly): less than 30% (in aggregate) hybrids and contingent convertible (CoCo) bonds: less than 30%, with CoCos less than 20%. The fund may also invest in other subordinated financial debt and preference shares. The fund is unconstrained in the amount that it may invest in below investment grade securities or issuers. The fund's exposure to distressed securities is limited to 10% of its assets.

**Investment goal**

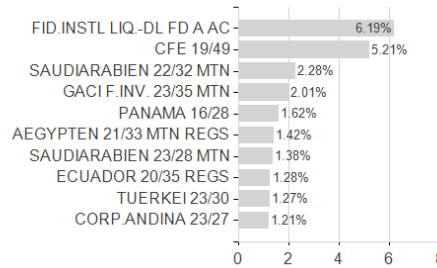
The fund aims to achieve capital growth over time and provide income.

**Assessment Structure**

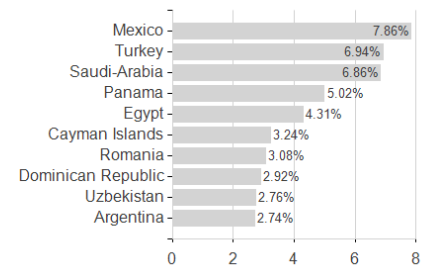
**Assets**



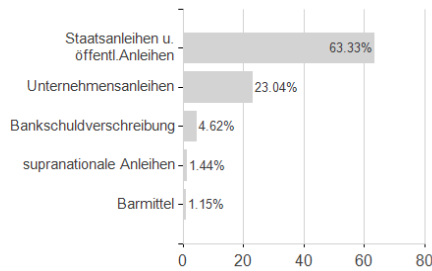
**Largest positions**



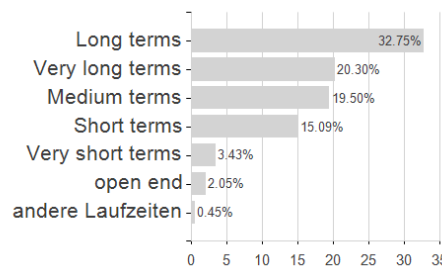
**Countries**



**Issuer**



**Duration**



**Currencies**

