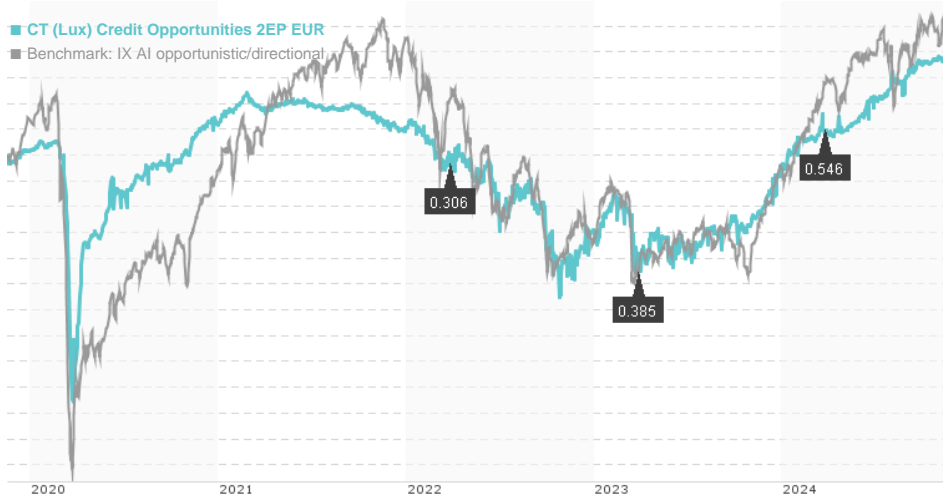


CT (Lux) Credit Opportunities 2EP EUR / LU1849560393 / A2JP8M / Threadneedle M. (LU)

Last 11/14/2024 ¹	Region	Branch	Type of yield	Type
8.25 EUR	Worldwide	AI Hedgefonds Single Strategy	paying dividend	Alternative Investm.



Risk key figures

SRI	1	2	3	4	5	6	7
Mountain-View Funds Rating ²	EDA ³						
	-						

Yearly Performance

2023	+2.50%
2022	-3.90%
2021	-0.18%
2020	+1.05%
2019	+3.44%

Master data		Conditions		Other figures	
Fund type	Single fund	Issue surcharge	0.00%	Minimum investment	UNT 0
Category	Alternative Investments	Planned administr. fee	0.00%	Savings plan	-
Sub category	AI Hedgefonds Single Strategy	Deposit fees	0.00%	UCITS / OGAW	Yes
Fund domicile	Luxembourg	Redemption charge	0.00%	Performance fee	0.00%
Tranch volume	(11/14/2024) EUR 0.001 mill.	Ongoing charges	-	Redeployment fee	0.00%
Total volume	(11/14/2024) EUR 130.97 mill.	Dividends		Investment company	
Launch date	8/29/2018	22.03.2024	0.55 EUR	Threadneedle M. (LU)	
KESt report funds	Yes	27.03.2023	0.39 EUR	49, avenue J.F. Kennedy, 1855, Luxembourg	
Business year start	01.04.	25.03.2022	0.31 EUR	Luxembourg	
Sustainability type	-	25.03.2021	0.33 EUR	https://www.columbiathreadneedle.lu	
Fund manager	Alasdair Ross, Christopher Hult, Roman Gaiser	25.03.2020	0.32 EUR		

Performance	1M	6M	YTD	1Y	2Y	3Y	5Y	Since start
Performance	+0.16%	+2.45%	+4.19%	+6.13%	+7.86%	+2.31%	+4.01%	+4.54%
Performance p.a.	-	-	-	+6.11%	+3.85%	+0.76%	+0.79%	+0.63%
Sharpe ratio	-1.29	0.83	0.74	1.05	0.20	-0.51	-0.53	-0.67
Volatility	0.85%	2.28%	2.46%	2.96%	4.25%	4.39%	4.23%	3.59%
Worst month	-	-0.06%	-0.11%	-0.11%	-1.93%	-2.38%	-7.28%	-7.28%
Best month	-	0.75%	1.34%	1.34%	1.34%	1.34%	4.61%	4.61%
Maximum loss	-0.20%	-0.86%	-0.88%	-0.88%	-3.12%	-6.79%	-10.08%	-

Distribution permission

Austria, Germany, Switzerland, Luxembourg, Czech Republic

1 Important note on update status: The displayed date refers exclusively to the calculation of the NAV.
 2 The Mountain-View Data Fund Rating calculates a comparative ranking for funds using yield, volatility and trend data. For more information visit [MVD Funds Rating](#)
 3 Displays the Ethical-Dynamical Ratio calculated according to standard criteria. The maximum value is 100. For more information visit [EDA](#)

CT (Lux) Credit Opportunities 2EP EUR / LU1849560393 / A2JP8M / Threadneedle M. (LU)

Investment strategy

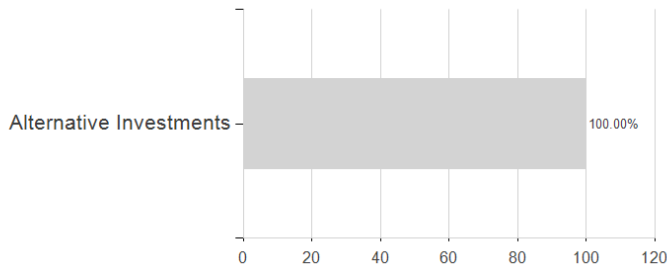
The Fund invests directly in these assets or by using derivatives (complex instruments). Derivatives will be used to obtain, increase or reduce exposure to underlying assets and may create leverage. Where leverage is created, the net asset value of the Fund may experience more fluctuation than if there were no leverage. The Fund will also use derivatives for short selling (which is designed to make a profit from falling prices), hedging purposes or to manage the Fund more efficiently. The Fund may also invest in asset classes and instruments different from those stated above. The Fund is not managed in reference to a benchmark.

Investment goal

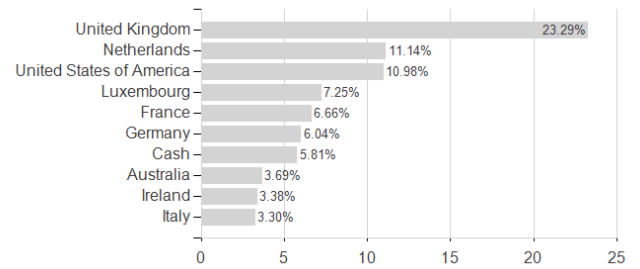
The Fund aims to make a positive return for you over the medium term, notwithstanding changing market conditions. Positive returns are not guaranteed and no form of capital protection applies. The Fund is actively managed, and invests at least two-thirds of its assets in long and short positions in investment grade or below investment grade bonds (which are similar to a loan and pay a fixed or variable interest rate) issued by companies and governments worldwide. Bonds rated as below investment grade have received lower ratings from international agencies that provide such ratings and are considered riskier than higher rated bonds but typically pay a higher income.

Assessment Structure

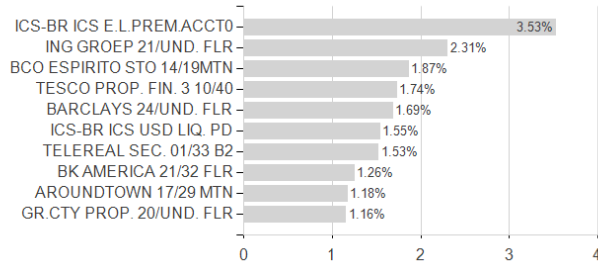
Assets



Countries



Largest positions



Currencies

