

## Vontobel F.Smart Data Equity HN CHF H / LU1683482233 / A2JKNH / Vontobel AM

Last 08/01/2024 <sup>1</sup>	Region	Branch	Type of yield	Type
114.22 CHF	Worldwide	Mixed Sectors	reinvestment	Equity Fund



### Risk key figures

SRI 1 2 3 4 5 6 7

Mountain-View Funds Rating<sup>2</sup> EDA<sup>3</sup>

73

### Yearly Performance

2023	+14.12%
2022	-28.34%
2021	+17.39%
2020	+12.58%
2019	+19.85%

Master data		Conditions		Other figures	
Fund type	Single fund	Issue surcharge	5.00%	Minimum investment	UNT 0
Category	Equity	Planned administr. fee	0.00%	Savings plan	-
Sub category	Mixed Sectors	Deposit fees	0.00%	UCITS / OGAW	Yes
Fund domicile	Luxembourg	Redemption charge	0.30%	Performance fee	0.00%
Tranch volume	(08/01/2024) USD 0.942 mill.	Ongoing charges	-	Redeployment fee	0.00%
Total volume	(08/01/2024) USD 40.40 mill.	Dividends		Investment company	
Launch date	10/4/2017	Vontobel AM			
KESr report funds	No	Gotthardstrasse 43, 8022, Zürich			
Business year start	01.09.	Switzerland			
Sustainability type	-	<a href="https://www.vontobel.com">https://www.vontobel.com</a>			
Fund manager	Tim Stehle				

Performance	1M	6M	YTD	1Y	2Y	3Y	5Y	Since start
Performance	+0.92%	+5.02%	+5.38%	+5.34%	+11.39%	-9.47%	+21.67%	+28.58%
Performance p.a.	-	-	-	+5.32%	+5.53%	-3.26%	+4.00%	+4.50%
Sharpe ratio	0.74	0.71	0.62	0.16	0.14	-0.41	0.02	0.05
Volatility	10.41%	9.42%	9.34%	10.28%	14.04%	16.79%	18.58%	17.80%
Worst month	-	-4.18%	-4.18%	-5.26%	-10.99%	-10.99%	-12.73%	-12.73%
Best month	-	4.32%	4.32%	8.85%	10.43%	10.43%	10.57%	10.57%
Maximum loss	-3.01%	-5.44%	-5.44%	-12.74%	-19.58%	-36.57%	-36.57%	-

### Distribution permission

Austria, Germany, Switzerland, Luxembourg

<sup>1</sup> Important note on update status: The displayed date refers exclusively to the calculation of the NAV.

<sup>2</sup> The Mountain-View Data Fund Rating calculates a comparative ranking for funds using yield, volatility and trend data. For more information visit [MVD Funds Rating](#)

<sup>3</sup> Displays the Ethical-Dynamical Ratio calculated according to standard criteria. The maximum value is 100. For more information visit [EDA](#)

## Vontobel F.Smart Data Equity HN CHF H / LU1683482233 / A2JKNH / Vontobel AM

### Investment strategy

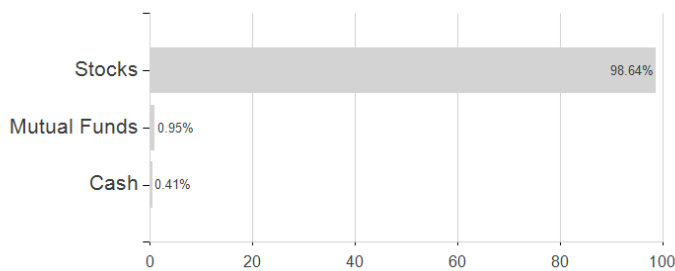
It mainly invests in equities and equity-like securities (including transferable securities that are qualified as closed-ended real estate investment trusts, participation certificates). It may invest up to 20% via Shanghai-Hong Kong Stock Connect and Shenzhen-Hong Kong Stock Connect in China A-Shares. The Sub-Fund mainly invests in securities of companies around the world that contribute to sustainable economic activity and are leaders within their sector. The investment decision-making process pursued by the portfolio manager of the Sub-Fund is based on fundamental analysis of the companies belonging to the investment universe. A significant part of this process is based on the proprietary "smart data approach" which uses and combines a large set of fundamental company data servicing as a decision base for the portfolio manager in its stock selection and portfolio monitoring process.

### Investment goal

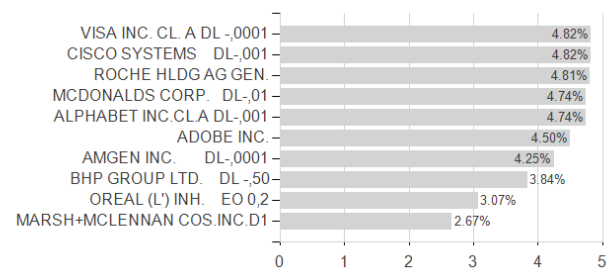
This actively managed Sub-Fund aims to achieve the highest possible capital growth over the long term.

### Assessment Structure

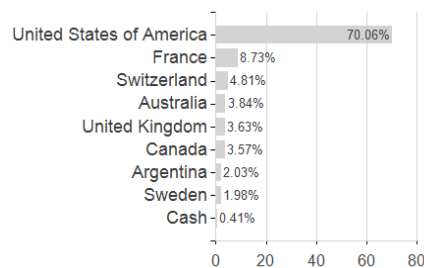
#### Assets



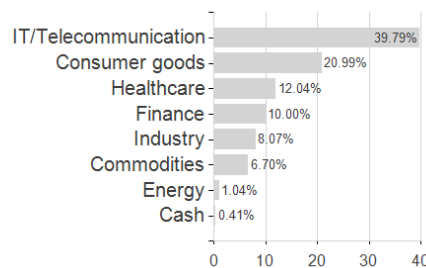
#### Largest positions



#### Countries



#### Branches



#### Currencies

