

CT (Lux) UK Equity Income 3FH CHF / LU1868840940 / A2N4VW / Threadneedle M. (LU)

Last 07/23/2024 ¹	Country	Branch	Type of yield	Type
13.26 CHF	United Kingdom	Mixed Sectors	reinvestment	Equity Fund



Risk key figures

SRI	1	2	3	4	5	6	7
Mountain-View Funds Rating ²	EDA ³						
	80						

Yearly Performance

2023	+6.28%
2022	-4.31%
2021	+18.17%
2020	-7.46%
2019	+17.93%

Master data		Conditions		Other figures	
Fund type	Single fund	Issue surcharge	3.00%	Minimum investment	UNT 0
Category	Equity	Planned administr. fee	0.00%	Savings plan	-
Sub category	Mixed Sectors	Deposit fees	0.00%	UCITS / OGAW	Yes
Fund domicile	Luxembourg	Redemption charge	0.00%	Performance fee	0.00%
Tranch volume	(07/23/2024) GBP 0.532 mill.	Ongoing charges	-	Redeployment fee	0.00%
Total volume	(07/23/2024) GBP 243.87 mill.	Dividends		Investment company	
Launch date	10/16/2018	Threadneedle M. (LU)			
KESt report funds	Yes	49, avenue J.F. Kennedy, 1855, Luxembourg			
Business year start	01.04.	Luxembourg			
Sustainability type	-	https://www.columbiathreadneedle.lu			
Fund manager	Jeremy A. Smith				

Performance	1M	6M	YTD	1Y	2Y	3Y	5Y	Since start
Performance	+1.12%	+9.87%	+7.32%	+9.70%	+12.84%	+13.84%	+27.16%	+33.80%
Performance p.a.	-	-	-	+9.70%	+6.24%	+4.41%	+4.92%	+5.20%
Sharpe ratio	1.04	1.70	0.98	0.57	0.22	0.05	0.08	0.10
Volatility	10.87%	10.03%	10.08%	10.49%	11.39%	12.99%	16.18%	15.63%
Worst month	-	-1.61%	-1.61%	-5.12%	-7.74%	-7.74%	-14.28%	-14.28%
Best month	-	5.76%	5.76%	5.76%	5.92%	5.92%	15.75%	15.75%
Maximum loss	-2.59%	-3.85%	-4.07%	-8.24%	-13.11%	-14.71%	-33.88%	-

Distribution permission

Austria, Germany, Switzerland

¹ Important note on update status: The displayed date refers exclusively to the calculation of the NAV.

² The Mountain-View Data Fund Rating calculates a comparative ranking for funds using yield, volatility and trend data. For more information visit [MVD Funds Rating](#)

³ Displays the Ethical-Dynamical Ratio calculated according to standard criteria. The maximum value is 100. For more information visit [EDA](#)

CT (Lux) UK Equity Income 3FH CHF / LU1868840940 / A2N4VW / Threadneedle M. (LU)

Investment strategy

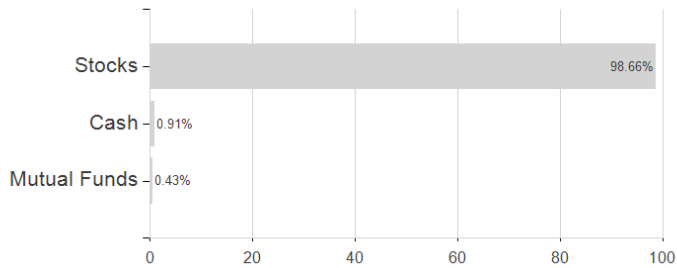
The Fund invests at least two-thirds of its assets in shares of companies in the UK or companies that have significant operations there. The Fund may use derivatives (complex instruments) for hedging purposes and may also invest in asset classes and instruments different from those stated above. The Fund is actively managed in reference to the FTSE All-Share Index. The index is broadly representative of the companies in which the Fund invests, and provides a suitable target benchmark against which Fund performance will be measured and evaluated over time. The fund manager has discretion to select investments with weightings different to the index, and that are not in the index, and the Fund may display significant divergence from the index.

Investment goal

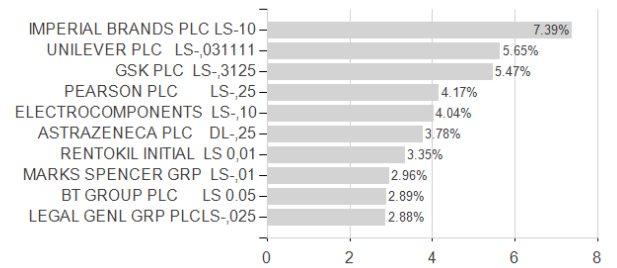
The Fund aims to provide income with the potential to grow the amount you invested over the long term.

Assessment Structure

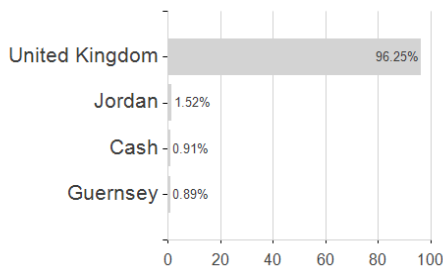
Assets



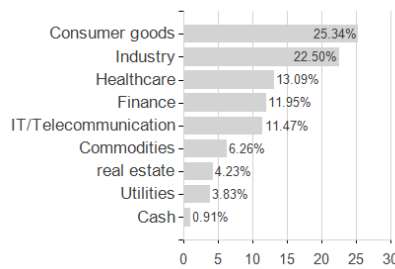
Largest positions



Countries



Branches



Currencies

