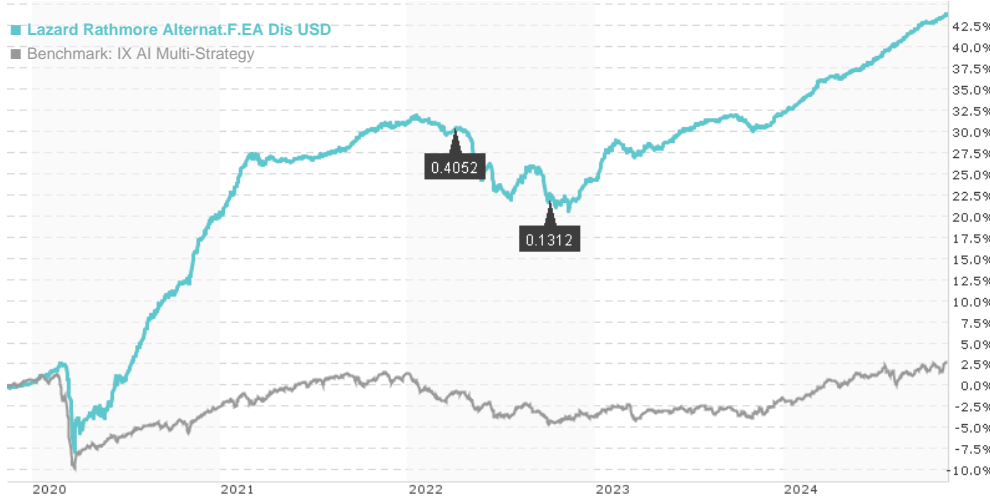


Lazard Rathmore Alternat.F.EA Dis USD / IE00BD9MNQ43 / A2JN94 / Lazard Fund M. (IE)

Last 11/12/2024 ¹	Region	Branch	Type of yield	Type
151.36 USD	Worldwide	AI Hedgefonds Multi Strategies	paying dividend	Alternative Investm.



Risk key figures

SRI	1	2	3	4	5	6	7
Mountain-View Funds Rating ²	EDA ³						
	-						

Yearly Performance

2023	+6.37%
2022	-5.25%
2021	+8.92%
2020	+19.95%
2019	+5.68%

Master data		Conditions		Other figures	
Fund type	Single fund	Issue surcharge	3.00%	Minimum investment	USD 1,000,000.00
Category	Alternative Investments	Planned administr. fee	0.00%	Savings plan	-
Sub category	AI Hedgefonds Multi Strategies	Deposit fees	0.00%	UCITS / OGAW	Yes
Fund domicile	Ireland	Redemption charge	2.00%	Performance fee	15.00%
Tranch volume	(11/12/2024) USD 4.88 mill.	Ongoing charges	-	Redeployment fee	0.00%
Total volume	(11/12/2024) USD 1,562.26 mill.	Dividends		Investment company	
Launch date	5/2/2018	03.10.2022	0.13 USD	Lazard Fund M. (IE)	
KESr report funds	No	01.04.2022	0.41 USD		
Business year start	01.04.			Ireland	
Sustainability type	-			http://www.lazardnet.com	
Fund manager	Sean H. Reynolds, Frank Bianco, George, Maguire, Nadesan, Porcaro, Reppucci, Workman, Zhang				

Performance	1M	6M	YTD	1Y	2Y	3Y	5Y	Since start
Performance	+0.65%	+4.81%	+8.78%	+10.23%	+18.14%	+9.95%	+43.82%	+51.42%
Performance p.a.	-	-	-	+10.23%	+8.70%	+3.21%	+7.53%	+6.86%
Sharpe ratio	7.66	7.18	6.79	6.44	3.46	0.07	1.22	1.11
Volatility	0.71%	0.95%	1.06%	1.12%	1.64%	2.45%	3.69%	3.44%
Worst month	-	0.28%	0.18%	0.18%	-1.32%	-3.38%	-5.98%	-5.98%
Best month	-	1.00%	1.17%	1.17%	3.08%	3.08%	5.18%	5.18%
Maximum loss	-0.10%	-0.19%	-0.35%	-0.35%	-1.54%	-8.62%	-10.20%	-

Distribution permission
Austria, Germany, Switzerland, Czech Republic

¹ Important note on update status: The displayed date refers exclusively to the calculation of the NAV.

DISCLAIMER: The information on this page are for informational purposes only and should neither an offer to sell nor a solicitation for the purchase of the security or recommendation in favor of the security to be understood. baha GmbH assumes no liability despite thorough searches for the accuracy of the data.
Funds data from: www.mountain-view.com. Fact Sheet created by: www.baha.com

Lazard Rathmore Alternat.F.EA Dis USD / IE00BD9MNQ43 / A2JN94 / Lazard Fund M. (IE)

2 The Mountain-View Data Fund Rating calculates a comparative ranking for funds using yield, volatility and trend data. For more information visit [MVD Funds Rating](#)

Investment strategy

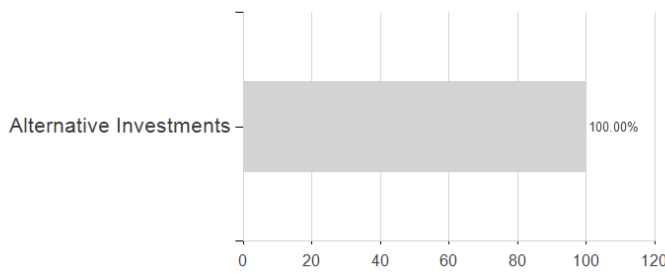
The Fund may invest more than 20% of its value in emerging markets. The currency exposures of the Fund's portfolio will be substantially hedged back into US Dollars, being the base currency of the Fund. As a result of its use of derivatives, the Fund may be 'geared' or 'leveraged' (which can lead to a proportionately much larger movement in the value of the Fund's assets). The expected level of the Fund's leverage (as measured by the gross notional value of all derivatives positions) will be between 200% - 800% of the value of the Fund and will not exceed 1200%. The Fund may also speculate on the price of an underlying investment falling or rising. For example, the Fund may speculate that the value of an asset will fall, and may take what is known as a 'short' position, either by selling the investment in advance of acquiring it at a lower price, or by using a derivative contract which will generate a return should the investment fall in value. The Fund has discretion as to which investments it will hold within the limits of the Investment Objective and Policy.

Investment goal

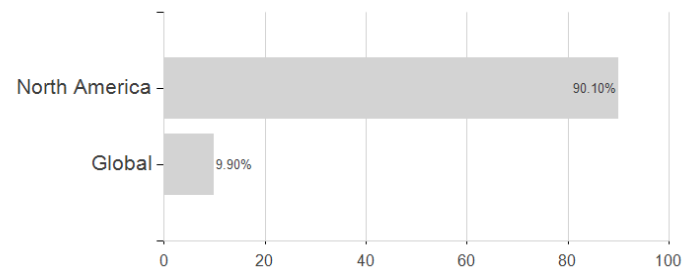
The Fund aims to achieve absolute returns through a combination of capital appreciation and income over a three year market cycle. The Fund is actively managed and seeks to achieve its objective by generating returns through the exploitation of anomalies across the capital structure of various entities. Absolute returns will be generated by the Fund by pursuing an investment strategy which consists of two relative substrategies: (i) capital structure and convertible arbitrage, and (ii) special situations/event driven investing. The Fund may invest in a wide range of investments and asset classes, either directly or by using derivatives, namely: unfunded swaps (whereby the Fund derives economic benefit from exposure to a notional portfolio of assets) and credit default swaps, convertible securities (securities with the option of converting into stock on certain conditions at a certain price/time), derivatives (financial contracts whose value is linked to the price of an underlying investment), investment grade, non-investment grade and unrated corporate and government bonds, global currencies and interest rates, exchange traded notes (unsecured or unsubordinated debt instruments that are traded on different exchanges), preferred stocks, and global equities and warrants in companies.

Assessment Structure

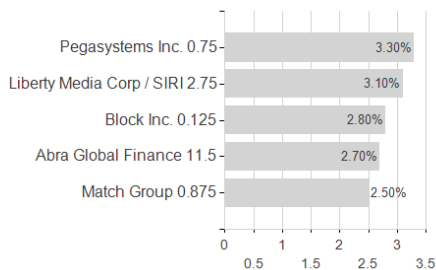
Assets



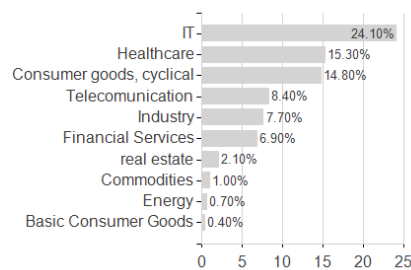
Countries



Largest positions



Branches



Rating

