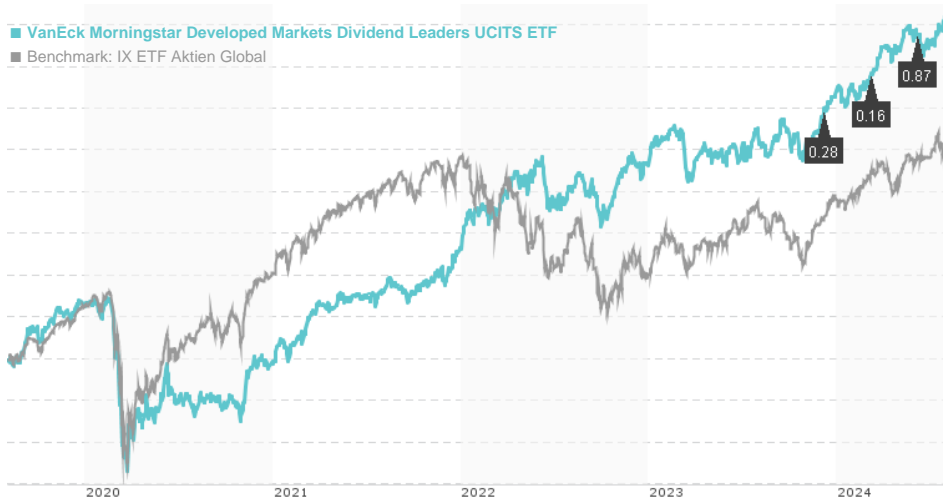


VanEck Morningstar Developed Markets Dividend Leaders UCITS ETF / NL0011683594 / A2JAHJ / VanEck A.M.B.V.

Last 08/01/2024 ¹	Region	Branch	Type of yield	Type
38.54 EUR	Worldwide	ETF Stocks	paying dividend	Alternative Investm.

■ VanEck Morningstar Developed Markets Dividend Leaders UCITS ETF
■ Benchmark: IX ETF Aktien Global



Risk key figures

SRI 1 2 3 4 5 6 7

Mountain-View Funds Rating² EDA³

70

Yearly Performance

2023	+11.76%
2022	+15.77%
2021	+26.94%
2020	-11.76%
2019	+22.48%

Master data		Conditions		Other figures	
Fund type	Single fund	Issue surcharge	0.00%	Minimum investment	UNT 1
Category	Equity	Planned administr. fee	0.00%	Savings plan	-
Sub category	ETF Stocks	Deposit fees	0.00%	UCITS / OGAW	Yes
Fund domicile	Netherlands	Redemption charge	0.00%	Performance fee	0.00%
Tranch volume	-	Ongoing charges	-	Redeployment fee	0.00%
Total volume	(08/01/2024) EUR 820.98 mill.	Dividends		Investment company	
Launch date	5/23/2016	05.06.2024	0.87 EUR	VanEck A.M.B.V.	
KESr report funds	Yes	06.03.2024	0.16 EUR	Strozzilaan 310, 1083 HN, Amsterdam	
Business year start	01.01.	06.12.2023	0.28 EUR	Netherlands	
Sustainability type	-	06.09.2023	0.40 EUR	www.vaneck.com	
Fund manager	-	07.06.2023	0.95 EUR		

Performance	1M	6M	YTD	1Y	2Y	3Y	5Y	Since start
Performance	+1.51%	+8.74%	+9.37%	+16.09%	+27.16%	+54.25%	+70.92%	+117.03%
Performance p.a.	-	-	-	+16.05%	+12.75%	+15.54%	+11.30%	+9.91%
Sharpe ratio	1.66	1.80	1.59	1.42	0.93	1.15	0.50	0.47
Volatility	9.42%	8.13%	8.18%	8.77%	9.78%	10.34%	15.39%	13.44%
Worst month	-	-2.08%	-2.08%	-3.30%	-5.52%	-6.80%	-16.44%	-16.44%
Best month	-	5.47%	5.47%	5.47%	7.56%	7.56%	13.70%	13.70%
Maximum loss	-1.64%	-4.02%	-4.02%	-6.33%	-8.91%	-11.16%	-36.35%	-

Distribution permission

Austria, Germany, Switzerland

¹ Important note on update status: The displayed date refers exclusively to the calculation of the NAV.

² The Mountain-View Data Fund Rating calculates a comparative ranking for funds using yield, volatility and trend data. For more information visit [MVD Funds Rating](#)

³ Displays the Ethical-Dynamical Ratio calculated according to standard criteria. The maximum value is 100. For more information visit [EDA](#)

VanEck Morningstar Developed Markets Dividend Leaders UCITS ETF / NL0011683594 / A2JAHJ / VanEck A.M.B.V.

Investment strategy

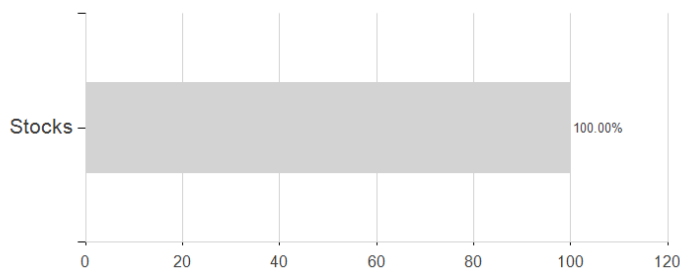
The ETF invests in the underlying (physical) securities that make up the index and does not lend the underlying securities out to third parties. The Morningstar® Developed Markets Large Cap Dividend Leaders Index SM consists of 100 shares from a worldwide universe that satisfy criteria in relation to dividend policy, size and liquidity. The index uses a weighting method based on the total available dividend. The total available dividend per share is calculated by multiplying the number of freely tradable shares by the dividend per share. A reweighting takes place every six months.

Investment goal

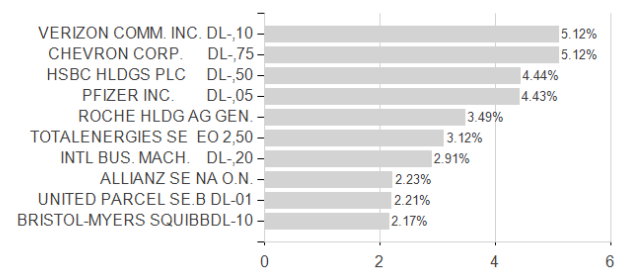
The Think Morningstar® High Dividend UCITS ETF is an exchange traded fund (ETF) which seeks to follow the Morningstar® Developed Markets Large Cap Dividend Leaders IndexSM (gross total return index) as closely as possible. The reference index measures the performance of high-dividend shares in developed countries worldwide. It currently consists of 18 markets, specifically: Australia, Canada, Denmark, Germany, Finland, France, Hong Kong, Italy, Japan, Norway, Austria, Portugal, Singapore, Spain, the United Kingdom, the United States, Sweden and Switzerland.

Assessment Structure

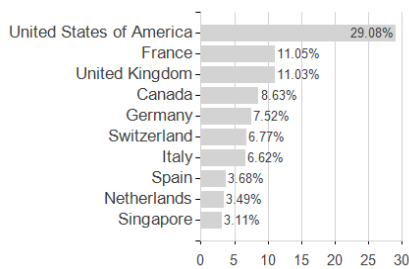
Assets



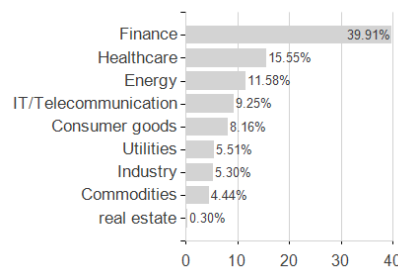
Largest positions



Countries



Branches



Currencies

