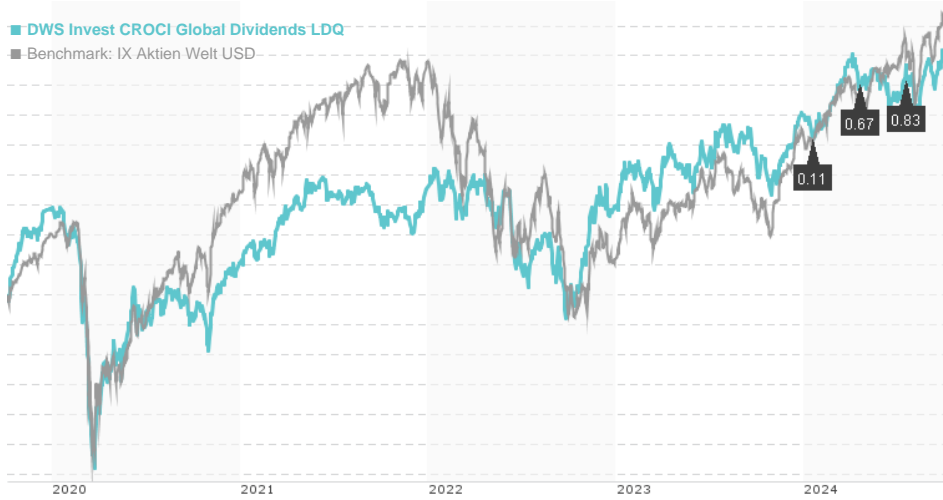


DWS Invest CROCI Global Dividends LDQ / LU1769944288 / DWS2V9 / DWS Investment SA

Last 10/02/2024 <sup>1</sup>	Region	Branch	Type of yield	Type
125.74 USD	Worldwide	Mixed Sectors	paying dividend	Equity Fund



Risk key figures

SRI	1	2	3	4	5	6	7
-----	---	---	---	---	---	---	---

Mountain-View Funds Rating <sup>2</sup>	EDA <sup>3</sup>
▲▲▲▲▲	63

Yearly Performance

2023	+13.72%
2022	-3.09%
2021	+12.15%
2020	-7.90%
2019	+24.93%

Master data		Conditions		Other figures	
Fund type	Single fund	Issue surcharge	5.00%	Minimum investment	UNT 0
Category	Equity	Planned administr. fee	0.00%	Savings plan	-
Sub category	Mixed Sectors	Deposit fees	0.00%	UCITS / OGAW	Yes
Fund domicile	Luxembourg	Redemption charge	0.00%	Performance fee	0.00%
Tranch volume	(10/02/2024) USD 0.305 mill.	Ongoing charges	-	Redeployment fee	0.00%
Total volume	(07/31/2024) USD 130.95 mill.	Dividends		Investment company	
Launch date	8/30/2018	16.07.2024	0.83 USD	DWS Investment SA	
KESt report funds	No	17.04.2024	0.67 USD	Mainzer Landstraße 11-17, 60329, Frankfurt am Main	
Business year start	01.01.	17.01.2024	0.11 USD	Germany	
Sustainability type	-	18.10.2023	0.57 USD	https://www.dws.de	
Fund manager	Freeman, Adam	18.07.2023	0.64 USD		

Performance	1M	6M	YTD	1Y	2Y	3Y	5Y	Since start
Performance	+0.41%	+0.17%	+7.01%	+13.82%	+36.78%	+23.21%	+40.10%	+34.79%
Performance p.a.	-	-	-	+13.78%	+16.98%	+7.21%	+6.97%	+5.02%
Sharpe ratio	0.20	-0.24	0.56	0.92	1.04	0.28	0.23	0.11
Volatility	9.96%	12.32%	11.09%	11.48%	13.20%	14.05%	16.45%	15.90%
Worst month	-	-2.36%	-2.36%	-5.97%	-5.97%	-10.35%	-13.02%	-13.02%
Best month	-	3.37%	4.71%	6.41%	9.36%	9.36%	12.26%	12.26%
Maximum loss	-3.00%	-8.03%	-8.03%	-8.03%	-9.08%	-20.71%	-38.10%	-

Distribution permission

Austria, Germany, Switzerland, Luxembourg, Czech Republic

<sup>1</sup> Important note on update status: The displayed date refers exclusively to the calculation of the NAV.

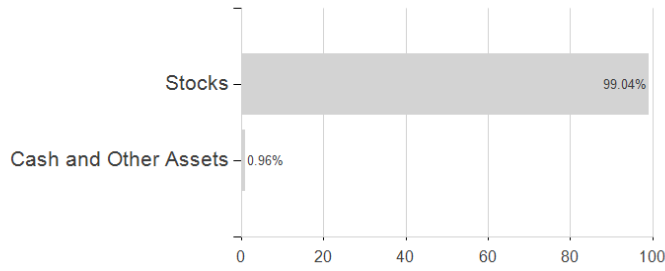
<sup>2</sup> The Mountain-View Data Fund Rating calculates a comparative ranking for funds using yield, volatility and trend data. For more information visit [MVD Funds Rating](#)

<sup>3</sup> Displays the Ethical-Dynamical Ratio calculated according to standard criteria. The maximum value is 100. For more information visit [EDA](#)

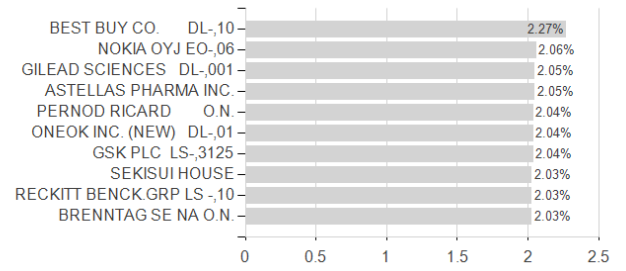
**DWS Invest CROCI Global Dividends LDQ / LU1769944288 / DWS2V9 / DWS Investment SA**

Assessment Structure

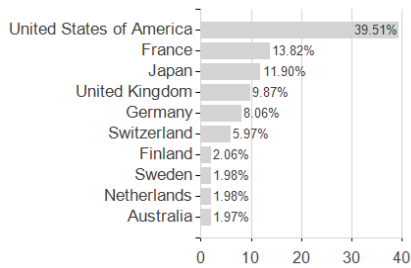
Assets



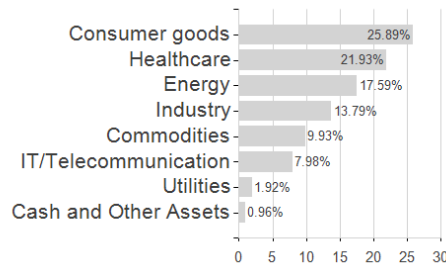
Largest positions



Countries



Branches



Currencies

