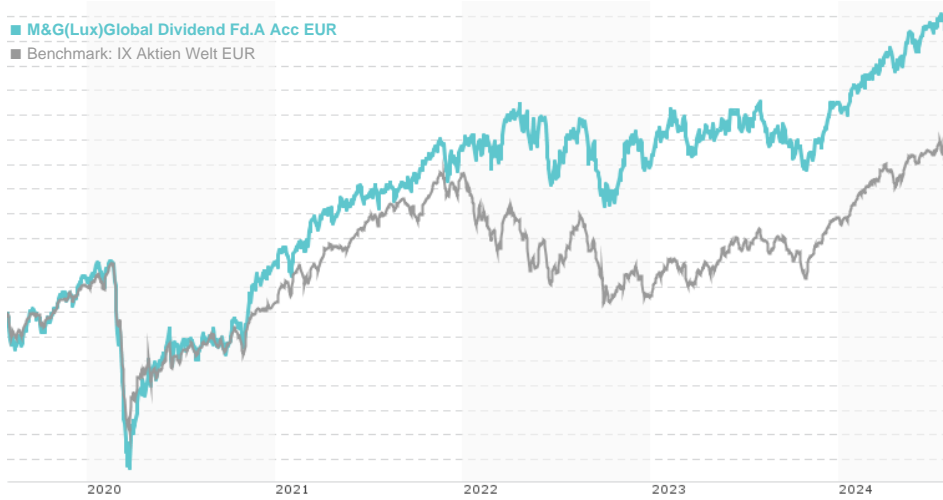


M&G(Lux)Global Dividend Fd.A Acc EUR / LU1670710075 / A2JRB4 / M&G Luxembourg

Last 07/29/2024 ¹	Region	Branch	Type of yield	Type
16.51 EUR	Worldwide	Mixed Sectors	reinvestment	Equity Fund



Risk key figures

SRI	1	2	3	4	5	6	7	
Mountain-View Funds Rating ²							EDA ³	76

Yearly Performance

2023	+9.61%
2022	-2.26%
2021	+20.92%
2020	+3.66%
2019	+24.13%

Master data		Conditions		Other figures	
Fund type	Single fund	Issue surcharge	4.00%	Minimum investment	EUR 1,000.00
Category	Equity	Planned administr. fee	0.00%	Savings plan	Yes
Sub category	Mixed Sectors	Deposit fees	0.40%	UCITS / OGAW	Yes
Fund domicile	Luxembourg	Redemption charge	0.00%	Performance fee	0.00%
Tranch volume	-	Ongoing charges	-	Redeployment fee	0.00%
Total volume	(07/29/2024) EUR 3,065.69 mill.	Dividends		Investment company	
Launch date	9/20/2018	M&G Luxembourg			
KESr report funds	Yes	16, Boulevard Royal, 2449, Luxembourg			
Business year start	01.04.	Luxembourg			
Sustainability type	-	https://www.mandg.lu			
Fund manager	Stuart Rhodes, John Weavers, Kathryn Leonard				

Performance	1M	6M	YTD	1Y	2Y	3Y	5Y	Since start
Performance	+1.76%	+9.87%	+12.49%	+12.58%	+17.32%	+28.78%	+58.92%	+335.68%
Performance p.a.	-	-	-	+12.61%	+8.30%	+8.79%	+9.70%	+9.61%
Sharpe ratio	2.34	1.94	2.20	0.92	0.38	0.39	0.36	0.35
Volatility	9.38%	8.84%	8.68%	9.77%	12.18%	13.14%	16.54%	16.99%
Worst month	-	0.17%	0.17%	-4.51%	-7.57%	-8.31%	-18.27%	-18.27%
Best month	-	3.40%	5.68%	5.68%	6.64%	6.64%	15.79%	15.79%
Maximum loss	-1.79%	-3.13%	-3.13%	-9.73%	-12.76%	-14.77%	-38.18%	-

Distribution permission

Austria, Germany, Switzerland

¹ Important note on update status: The displayed date refers exclusively to the calculation of the NAV.

² The Mountain-View Data Fund Rating calculates a comparative ranking for funds using yield, volatility and trend data. For more information visit [MVD Funds Rating](#)

DISCLAIMER: The information on this page are for informational purposes only and should neither an offer to sell nor a solicitation for the purchase of the security or recommendation in favor of the security to be understood. baha GmbH assumes no liability despite thorough searches for the accuracy of the data.

Funds data from: www.mountain-view.com. Fact Sheet created by: www.baha.com

M&G(Lux)Global Dividend Fd.A Acc EUR / LU1670710075 / A2JRB4 / M&G Luxembourg

3 Displays the Ethical-Dynamical Ratio calculated according to standard criteria. The maximum value is 100. For more information visit [EDA](#)

Investment strategy

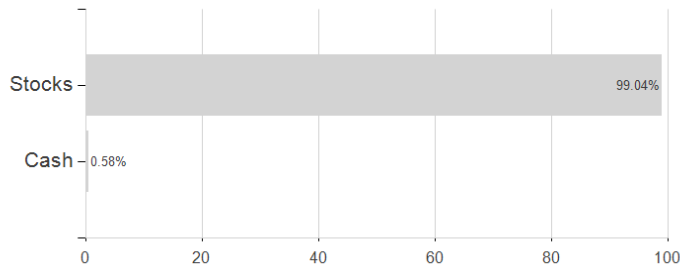
at least 80% of the Fund is invested in the shares of companies, across any sector and of any size, from anywhere in the world, including emerging markets. The Fund is concentrated and usually holds shares in fewer than 50 companies. The Fund may invest in China AShares via the Shanghai-Hong Kong Stock Connect and the Shenzhen-Hong Kong Stock Connect. The Fund invests in securities that meet the ESG Criteria, applying an Exclusionary Approach and Positive ESG Tilt as described in the precontractual annex.

Investment goal

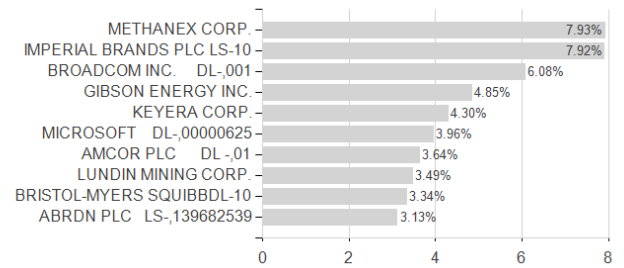
The Fund aims to provide: - a combination of capital growth and income to deliver a return that is higher than that of the global stock market over any five-year period while applying ESG Criteria, and - an income distribution that increases every year in US dollar terms.

Assessment Structure

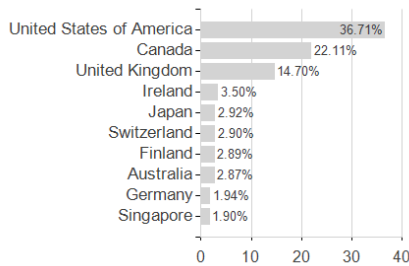
Assets



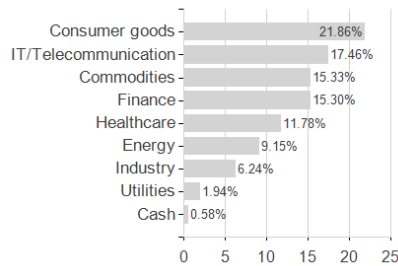
Largest positions



Countries



Branches



Currencies

