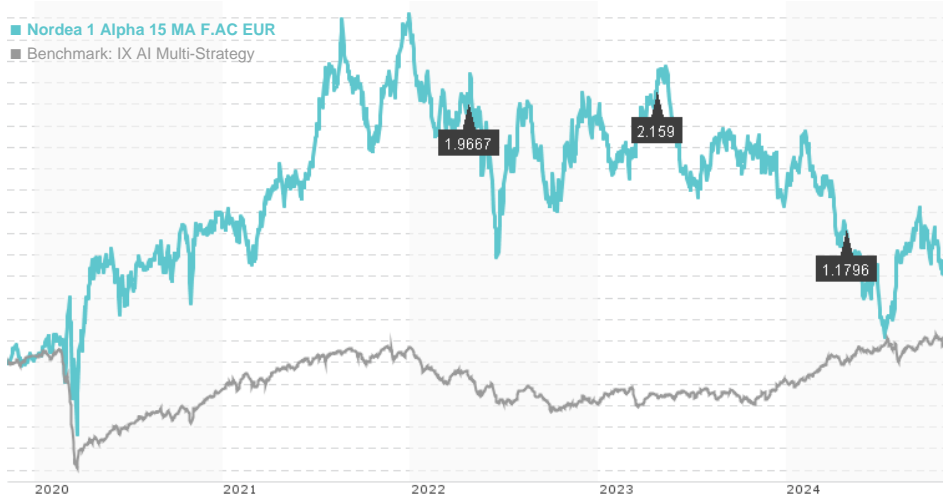


Nordea 1 Alpha 15 MA F.AC EUR / LU0841608143 / A2JNKN / Nordea Inv. Funds

Last 11/08/2024 <sup>1</sup>	Region	Branch	Type of yield	Type
73.60 EUR	Worldwide	AI Hedgefonds Multi Strategies	paying dividend	Alternative Investm.



Risk key figures

SRI	1	2	3	4	5	6	7
Mountain-View Funds Rating <sup>2</sup>							EDA <sup>3</sup>
							-

Yearly Performance

2023	-5.66%
2022	-6.72%
2021	+16.35%
2020	+12.40%
2019	+11.18%

Master data		Conditions		Other figures	
Fund type	Single fund	Issue surcharge	5.00%	Minimum investment	UNT 0
Category	Alternative Investments	Planned administr. fee	0.00%	Savings plan	-
Sub category	AI Hedgefonds Multi Strategies	Deposit fees	0.00%	UCITS / OGAW	Yes
Fund domicile	Luxembourg	Redemption charge	0.00%	Performance fee	0.00%
Tranch volume	(11/08/2024) EUR 0.827 mill.	Ongoing charges	-	Redeployment fee	0.00%
Total volume	(11/08/2024) EUR 2,892.70 mill.	<b>Dividends</b>		<b>Investment company</b>	
Launch date	6/5/2018	26.04.2024	1.18 EUR	Nordea Inv. Funds 562, Rue de Neudorf, 2017, Luxembourg Luxembourg https://www.nordea.lu	
KESr report funds	Yes	24.04.2023	2.16 EUR		
Business year start	01.01.	22.04.2022	1.97 EUR		
Sustainability type	-	27.04.2021	1.84 EUR		
Fund manager	Asbjørn Trolle Hansen	24.04.2020	1.62 EUR		

Performance	1M	6M	YTD	1Y	2Y	3Y	5Y	Since start
Performance	+0.96%	+0.05%	-4.45%	-9.06%	-8.26%	-11.55%	+10.54%	+20.56%
Performance p.a.	-	-	-	-9.04%	-4.21%	-4.00%	+2.02%	+2.95%
Sharpe ratio	0.91	-0.28	-0.83	-1.18	-0.71	-0.62	-0.09	-0.01
Volatility	9.70%	10.53%	9.97%	10.30%	10.27%	11.46%	11.87%	11.32%
Worst month	-	-4.69%	-4.87%	-4.87%	-4.87%	-4.87%	-4.87%	-4.87%
Best month	-	4.03%	4.92%	4.92%	4.92%	7.33%	7.33%	7.33%
Maximum loss	-3.99%	-7.17%	-15.70%	-15.70%	-19.69%	-22.61%	-22.61%	-

Distribution permission

Austria, Germany, Switzerland, Luxembourg, Czech Republic

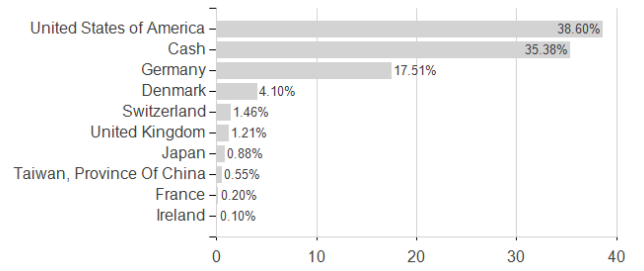
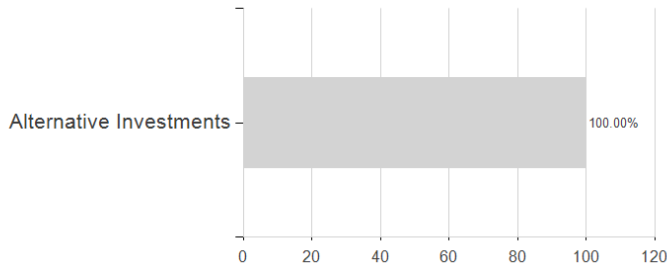
<sup>1</sup> Important note on update status: The displayed date refers exclusively to the calculation of the NAV.  
<sup>2</sup> The Mountain-View Data Fund Rating calculates a comparative ranking for funds using yield, volatility and trend data. For more information visit [MVD Funds Rating](#)  
<sup>3</sup> Displays the Ethical-Dynamical Ratio calculated according to standard criteria. The maximum value is 100. For more information visit [EDA](#)

**Nordea 1 Alpha 15 MA F.AC EUR / LU0841608143 / A2JNKN / Nordea Inv. Funds**

Assessment Structure

Assets

Countries



Largest positions

Currencies

Branches

