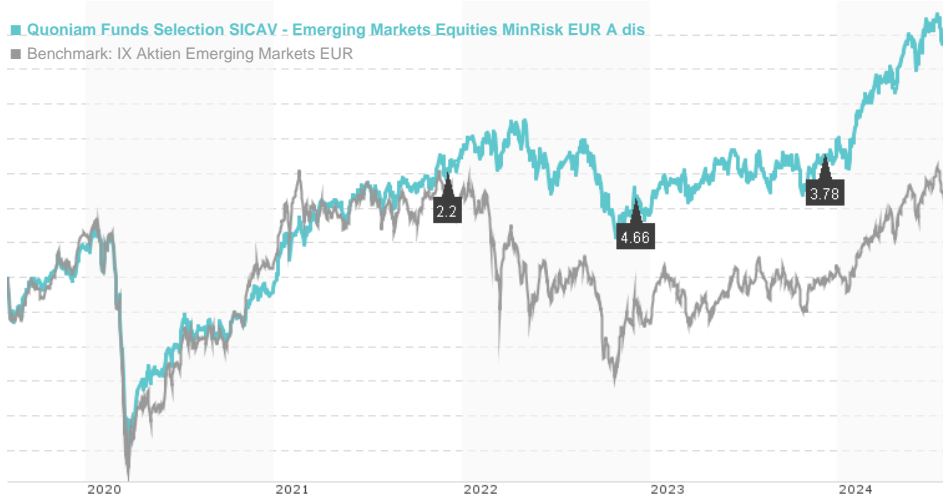


Quoniam Funds Selection SICAV - Emerging Markets Equities MinRisk EUR A dis / LU0489951870 / A1CS27 / Union

Last 07/29/2024 ¹	Region	Branch	Type of yield	Type
172.77 EUR	Emerging Markets	Mixed Sectors	paying dividend	Equity Fund



Risk key figures

SRI	1	2	3	4	5	6	7	
Mountain-View Funds Rating ²							EDA ³	73

Yearly Performance

2023	+9.69%
2022	-7.04%
2021	+18.37%
2020	-4.65%
2019	+14.59%

Master data		Conditions		Other figures	
Fund type	Single fund	Issue surcharge	0.00%	Minimum investment	UNT 0
Category	Equity	Planned administr. fee	0.00%	Savings plan	-
Sub category	Mixed Sectors	Deposit fees	0.00%	UCITS / OGAW	Yes
Fund domicile	Luxembourg	Redemption charge	0.00%	Performance fee	0.00%
Tranch volume	(07/29/2024) USD 69.22 mill.	Ongoing charges	-	Redeployment fee	0.00%
Total volume	(07/29/2024) USD 458.04 mill.	Dividends		Investment company	
Launch date	5/3/2010	04.12.2023	3.78 EUR	Union Investment(LU) 308, route d'Esch, 1471, Luxembourg Luxembourg https://www.union-investment.lu	
KESt report funds	Yes	02.12.2022	4.66 EUR		
Business year start	01.10.	02.12.2021	2.20 EUR		
Sustainability type	-	02.12.2020	2.27 EUR		
Fund manager	-	03.12.2019	2.62 EUR		

Performance	1M	6M	YTD	1Y	2Y	3Y	5Y	Since start
Performance	-1.52%	+12.25%	+12.41%	+14.18%	+14.97%	+22.07%	+34.55%	+141.62%
Performance p.a.	-	-	-	+14.22%	+7.21%	+6.87%	+6.11%	+6.42%
Sharpe ratio	-2.26	2.13	1.78	1.01	0.32	0.29	0.19	0.21
Volatility	9.62%	10.52%	10.67%	10.46%	11.16%	11.08%	13.15%	13.03%
Worst month	-	-1.34%	-1.34%	-3.33%	-6.49%	-6.49%	-16.54%	-16.54%
Best month	-	5.38%	5.38%	5.38%	5.47%	5.47%	8.52%	9.53%
Maximum loss	-3.27%	-3.77%	-3.77%	-5.27%	-11.59%	-13.67%	-30.83%	-

Distribution permission

Austria, Germany, Switzerland

¹ Important note on update status: The displayed date refers exclusively to the calculation of the NAV.

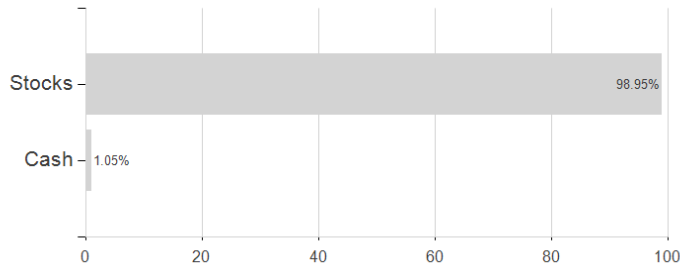
² The Mountain-View Data Fund Rating calculates a comparative ranking for funds using yield, volatility and trend data. For more information visit [MVD Funds Rating](#)

³ Displays the Ethical-Dynamical Ratio calculated according to standard criteria. The maximum value is 100. For more information visit [EDA](#)

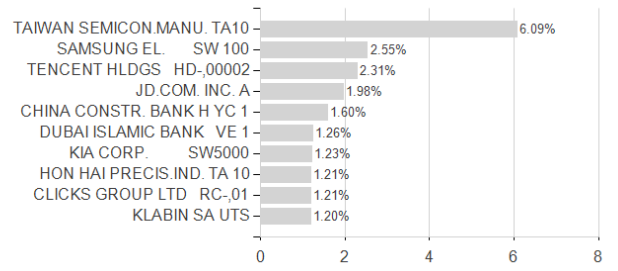
Quoniam Funds Selection SICAV - Emerging Markets Equities MinRisk EUR A dis / LU0489951870 / A1CS27 / Union

Assessment Structure

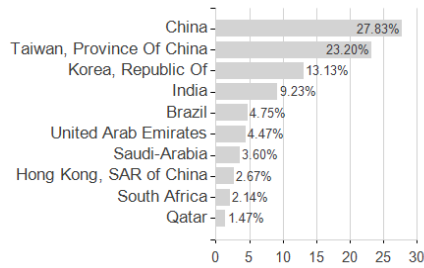
Assets



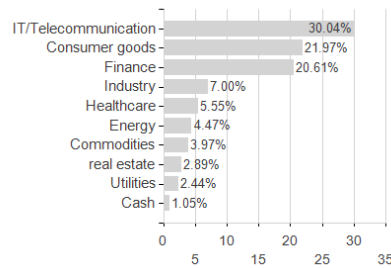
Largest positions



Countries



Branches



Currencies

