

Wellington Global Imp.Fd.D USD / IE00BD6FTP73 / A2DGFG / Wellington M.Fd.(IE)

Last 07/03/2024 <sup>1</sup>	Region	Branch	Type of yield	Type
18.57 USD	Worldwide	Mixed Sectors	reinvestment	Equity Fund



Risk key figures

SRI 1 2 3 4 5 6 7

Mountain-View Funds Rating<sup>2</sup> EDA<sup>3</sup>

▲ ▲ ▲ ▲ ▲ ▲

Yearly Performance

2023	+12.39%
2022	-23.52%
2021	+9.95%
2020	+30.11%
2019	+26.76%

Master data		Conditions		Other figures	
Fund type	Single fund	Issue surcharge	5.00%	Minimum investment	USD 5,000.00
Category	Equity	Planned administr. fee	0.00%	Savings plan	-
Sub category	Mixed Sectors	Deposit fees	0.00%	UCITS / OGAW	Yes
Fund domicile	Ireland	Redemption charge	0.00%	Performance fee	0.00%
Tranch volume	(07/03/2024) USD 120.28 mill.	Ongoing charges	-	Redeployment fee	0.00%
Total volume	(07/03/2024) USD 920.75 mill.	<b>Dividends</b>		<b>Investment company</b>	
Launch date	12/9/2016	Wellington M.Fd.(IE)			
KESt report funds	Yes	Cardinal Place, 80 Victoria Street, SW1E 5JL, London			
Business year start	01.01.	United Kingdom			
Sustainability type	Ethics/ecology	https://www.wellingtonfunds.com			
Fund manager	Tara Stilwell, CFA				

Performance	1M	6M	YTD	1Y	2Y	3Y	5Y	Since start
Performance	-0.90%	+5.68%	+2.58%	+8.56%	+18.85%	-11.51%	+34.21%	+85.93%
Performance p.a.	-	-	-	+8.54%	+9.03%	-4.00%	+6.05%	+8.54%
Sharpe ratio	-1.57	0.70	0.13	0.38	0.34	-0.47	0.12	0.22
Volatility	8.97%	11.38%	11.40%	12.61%	15.46%	16.55%	18.98%	22.07%
Worst month	-	-4.43%	-4.43%	-5.72%	-6.62%	-9.55%	-18.97%	-18.97%
Best month	-	4.70%	7.69%	11.59%	11.59%	11.59%	12.80%	12.80%
Maximum loss	-2.20%	-7.18%	-7.18%	-15.92%	-16.04%	-32.76%	-35.93%	-

Distribution permission

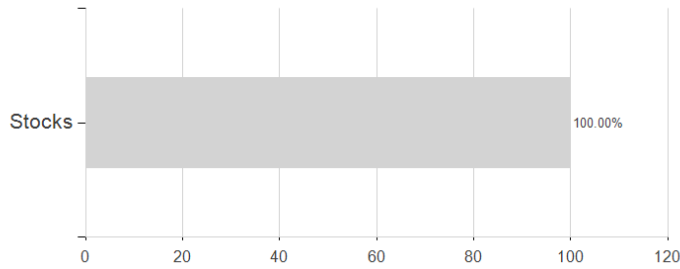
Austria, Germany, Switzerland

<sup>1</sup> Important note on update status: The displayed date refers exclusively to the calculation of the NAV.  
<sup>2</sup> The Mountain-View Data Fund Rating calculates a comparative ranking for funds using yield, volatility and trend data. For more information visit [MVD Funds Rating](#)  
<sup>3</sup> Displays the Ethical-Dynamical Ratio calculated according to standard criteria. The maximum value is 100. For more information visit [EDA](#)

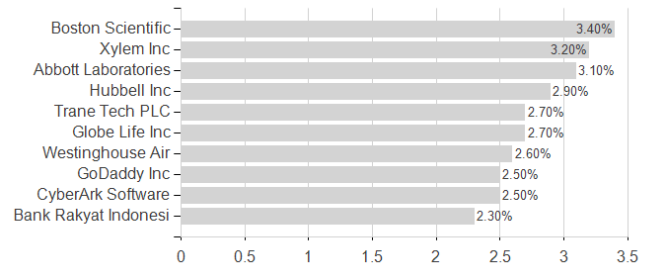
**Wellington Global Imp.Fd.D USD / IE00BD6FTP73 / A2DGFG / Wellington M.Fd.(IE)**

Assessment Structure

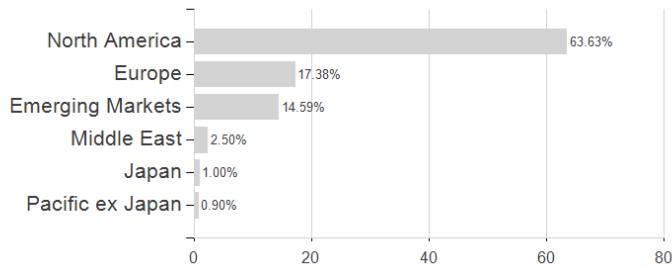
Assets



Largest positions



Countries



Branches

