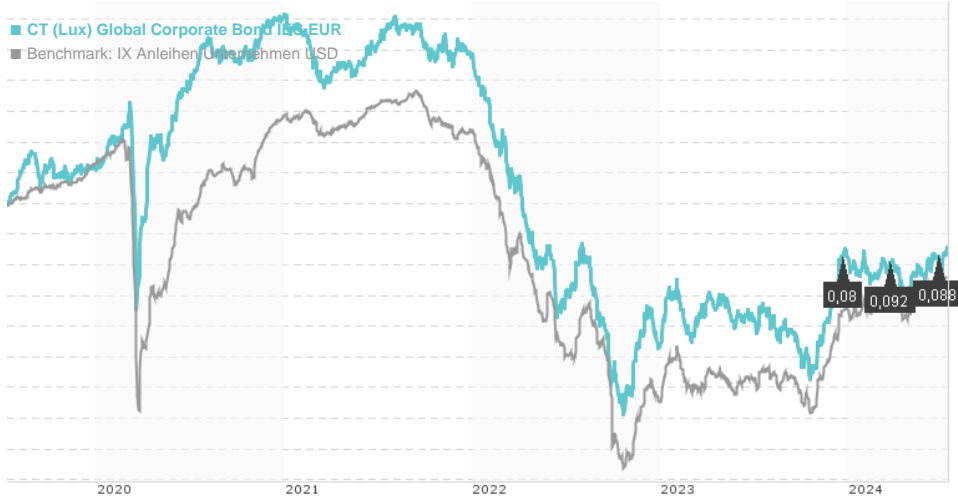


CT (Lux) Global Corporate Bond IEC EUR / LU1815332348 / A2JK0K / Threadneedle M. (LU)

Last 07/11/2024 ¹	Region	Branch	Type of yield	Type
8.51 EUR	Worldwide	Corporate Bonds	paying dividend	Fixed-Income Fund



Risk key figures

SRI	1	2	3	4	5	6	7
Mountain-View Funds Rating ²	EDA ³						
	73						

Yearly Performance

2023	+6.71%
2022	-17.41%
2021	-2.29%
2020	+9.92%
2019	+9.21%

Master data		Conditions		Other figures	
Fund type	Single fund	Issue surcharge	0.00%	Minimum investment	EUR 100,000.00
Category	Bonds	Planned administr. fee	0.00%	Savings plan	-
Sub category	Corporate Bonds	Deposit fees	0.00%	UCITS / OGAW	Yes
Fund domicile	Luxembourg	Redemption charge	0.00%	Performance fee	0.00%
Tranch volume	(07/11/2024) USD 174.54 mill.	Ongoing charges	-	Redeployment fee	0.00%
Total volume	(07/10/2024) USD 1,059.69 mill.	Dividends		Investment company	
Launch date	5/24/2018	24.06.2024	0.09 EUR	Threadneedle M. (LU)	
KEST report funds	Yes	22.03.2024	0.09 EUR	49, avenue J.F. Kennedy, 1855, Luxembourg	
Business year start	01.04.	21.12.2023	0.08 EUR	Luxembourg	
Sustainability type	-	25.09.2023	0.09 EUR	https://www.columbiathreadneedle.lu	
Fund manager	Alasdair Ross	26.06.2023	0.08 EUR		

Performance	1M	6M	YTD	1Y	2Y	3Y	5Y	Since start
Performance	+1.23%	+1.04%	+0.07%	+5.46%	+2.54%	-12.75%	-3.42%	+1.72%
Performance p.a.	-	-	-	+5.45%	+1.26%	-4.45%	-0.69%	+0.29%
Sharpe ratio	2.86	-0.34	-0.75	0.31	-0.40	-1.38	-0.75	-0.62
Volatility	4.33%	4.79%	4.76%	5.59%	6.16%	5.92%	5.91%	5.54%
Worst month	-	-2.22%	-2.22%	-2.22%	-5.11%	-5.11%	-5.78%	-5.78%
Best month	-	1.29%	3.66%	4.50%	4.56%	4.56%	5.35%	5.35%
Maximum loss	-1.12%	-3.00%	-3.00%	-5.30%	-11.40%	-23.04%	-23.15%	-

Distribution permission

Austria, Germany, Switzerland

1 Important note on update status: The displayed date refers exclusively to the calculation of the NAV.
 2 The Mountain-View Data Fund Rating calculates a comparative ranking for funds using yield, volatility and trend data. For more information visit [MVD Funds Rating](#)
 3 Displays the Ethical-Dynamical Ratio calculated according to standard criteria. The maximum value is 100. For more information visit [EDA](#)

CT (Lux) Global Corporate Bond IEC EUR / LU1815332348 / A2JK0K / Threadneedle M. (LU)

Investment strategy

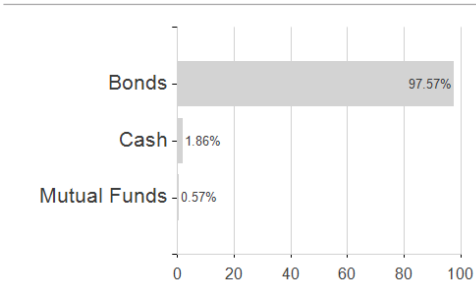
The Fund invests directly in these assets or by using derivatives (complex instruments). Derivatives will be used to obtain, increase or reduce exposure to underlying assets and may create leverage. Where leverage is created, the net asset value of the Fund may experience more fluctuation than if there were no leverage. The Fund may also use derivatives for hedging purposes or to manage the Fund more efficiently. The Fund may also invest in asset classes and instruments different from those stated above. The Fund is actively managed in reference to the Bloomberg Global Aggregate Corporate Index (USD Hedged). The index is broadly representative of the securities in which the Fund invests, and provides a suitable target benchmark against which Fund performance will be measured and evaluated over time. The index is not designed to specifically consider environmental or social characteristics. The fund manager has discretion to select investments with weightings different to the index, and that are not in the index, and the Fund may display significant divergence from the index. The Fund promotes environmental and social characteristics by integrating a range of responsible investment measures into the investment process, and ensures that the companies it invests in follow good governance practices.

Investment goal

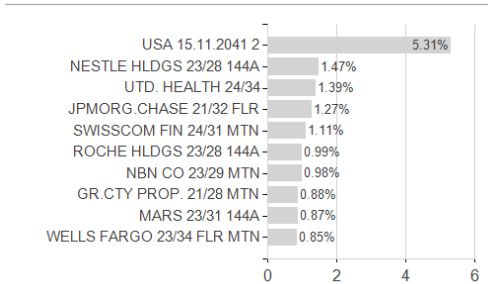
The Fund aims to provide income with the potential to grow the amount you invested over the medium term. The Fund invests at least two-thirds of its assets in investment grade bonds (which are similar to a loan and pay a fixed or variable interest rate) issued by companies worldwide. Bonds rated as investment grade, as defined by international agencies that provide such ratings, are considered safer than lower rated bonds but typically pay a lower income.

Assessment Structure

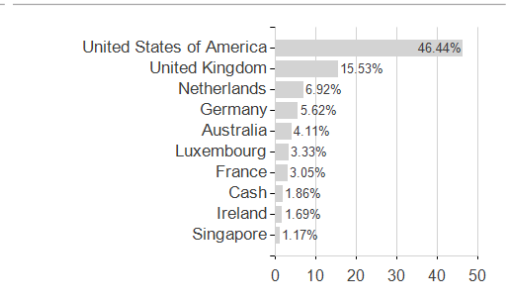
Assets



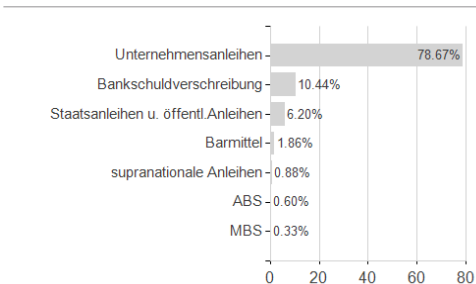
Largest positions



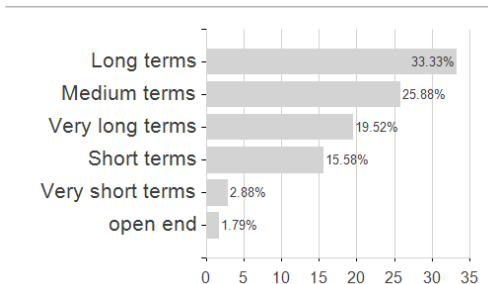
Countries



Issuer



Duration



Currencies

