

Artificial Intelligence Technology Fund P / LI0213911212 / A2JGFX / Accuro Fund Sol.

| | | | | |
|------------------------------|-----------|-------------------|---------------|-------------|
| Last 08/22/2024 ¹ | Region | Branch | Type of yield | Type |
| 230.34 USD | Worldwide | Sector Technology | reinvestment | Equity Fund |



Risk key figures

| | | | | | | | |
|-----|---|---|---|---|---|---|---|
| SRI | 1 | 2 | 3 | 4 | 5 | 6 | 7 |
|-----|---|---|---|---|---|---|---|

| | |
|---|------------------|
| Mountain-View Funds Rating ² | EDA ³ |
| ▲ ▲ ▲ ▲ ▲ ▲ | - |

Yearly Performance

| | |
|------|---------|
| 2023 | +45.04% |
| 2022 | -45.06% |
| 2021 | +7.75% |
| 2020 | +56.59% |
| 2019 | +37.17% |

| Master data | | Conditions | | Other figures | |
|---------------------|------------------------------|------------------------|-------|-----------------------------|-------|
| Fund type | Single fund | Issue surcharge | 3.00% | Minimum investment | UNT 1 |
| Category | Equity | Planned administr. fee | 0.00% | Savings plan | - |
| Sub category | Sector Technology | Deposit fees | 0.12% | UCITS / OGAW | Yes |
| Fund domicile | Liechtenstein | Redemption charge | 0.50% | Performance fee | 0.00% |
| Tranch volume | (08/22/2024) USD 0.529 mill. | Ongoing charges | - | Redeployment fee | 0.00% |
| Total volume | (08/22/2024) USD 2.65 mill. | Dividends | | Investment company | |
| Launch date | 2/21/2017 | | | Accuro Fund Sol. | |
| KESt report funds | Yes | | | Hintergasse 19, 9490, Vaduz | |
| Business year start | 01.01. | | | Liechtenstein | |
| Sustainability type | - | | | https://www.accuro-funds.li | |
| Fund manager | - | | | | |

| Performance | 1M | 6M | YTD | 1Y | 2Y | 3Y | 5Y | Since start |
|------------------|--------|--------|--------|---------|---------|---------|---------|-------------|
| Performance | +5.09% | +0.48% | +8.02% | +26.81% | +31.08% | -16.01% | +58.95% | +130.34% |
| Performance p.a. | - | - | - | +26.89% | +14.53% | -5.67% | +9.70% | +11.76% |
| Sharpe ratio | 4.04 | -0.16 | 0.52 | 1.13 | 0.46 | -0.34 | 0.23 | 0.33 |
| Volatility | 21.65% | 15.68% | 18.18% | 20.71% | 24.10% | 27.09% | 26.78% | 24.89% |
| Worst month | - | -5.73% | -5.73% | -6.27% | -17.88% | -17.88% | -17.88% | -17.88% |
| Best month | - | 5.83% | 5.83% | 19.95% | 19.95% | 19.95% | 19.95% | 19.95% |
| Maximum loss | -0.57% | -7.85% | -9.27% | -11.96% | -19.50% | -52.29% | -52.29% | - |

Distribution permission

Germany

1 Important note on update status: The displayed date refers exclusively to the calculation of the NAV.

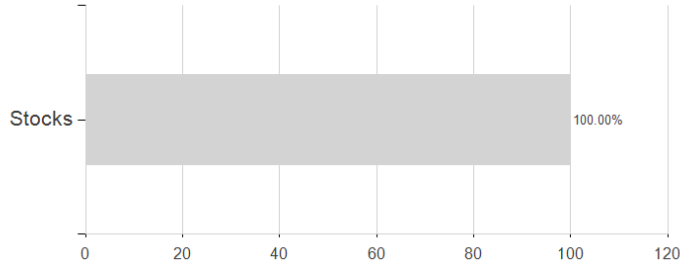
2 The Mountain-View Data Fund Rating calculates a comparative ranking for funds using yield, volatility and trend data. For more information visit [MVD Funds Rating](#)

3 Displays the Ethical-Dynamical Ratio calculated according to standard criteria. The maximum value is 100. For more information visit [EDA](#)

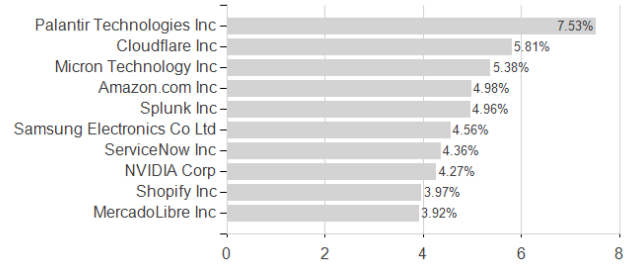
Artificial Intelligence Technology Fund P / LI0213911212 / A2JGFX / Accuro Fund Sol.

Assessment Structure

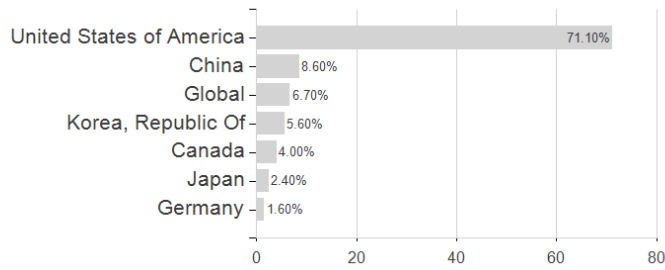
Assets



Largest positions



Countries



Branches

