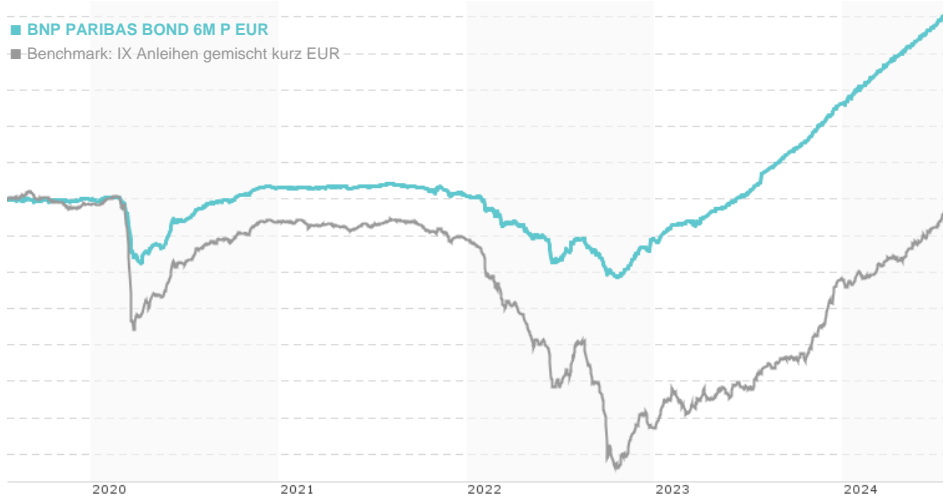


**BNP PARIBAS BOND 6M P EUR / FR0013301686 / A2JNS6 / BNP PARIBAS AM Eur.**

Last 07/19/2024 <sup>1</sup>	Region	Branch	Type of yield	Type
243.65 EUR	Worldwide	Bonds: Mixed	reinvestment	Fixed-Income Fund



**Risk key figures**

SRI	1	2	3	4	5	6	7
Mountain-View Funds Rating <sup>2</sup>	EDA <sup>3</sup>						
	▲▲▲▲▲▲▲						

**Yearly Performance**

2023	+3.75%
2022	-1.19%
2021	-0.22%
2020	+0.31%
2019	+0.41%

Master data		Conditions		Other figures	
Fund type	Single fund	Issue surcharge	2.00%	Minimum investment	EUR 3,000,000.00
Category	Bonds	Planned administr. fee	0.00%	Savings plan	-
Sub category	Bonds: Mixed	Deposit fees	0.00%	UCITS / OGAW	Yes
Fund domicile	France	Redemption charge	0.00%	Performance fee	20.00%
Tranch volume	(07/19/2024) EUR 25.99 mill.	Ongoing charges	-	Redeployment fee	0.00%
Total volume	(07/19/2024) EUR 2,400.98 mill.	<b>Dividends</b>		<b>Investment company</b>	
Launch date	1/29/2018	BNP PARIBAS AM Eur.			
KESr report funds	No	14 rue Bergère, 75009, Paris			
Business year start	01.04.	France			
Sustainability type	-	https://www.bnpparibas-am.com			
Fund manager	BERBARI Fadi				

Performance	1M	6M	YTD	1Y	2Y	3Y	5Y	Since start
Performance	+0.38%	+2.14%	+2.39%	+4.63%	+6.59%	+4.66%	+5.09%	+5.34%
Performance p.a.	-	-	-	+4.62%	+3.24%	+1.53%	+1.00%	+0.87%
Sharpe ratio	2.92	1.36	1.50	2.17	-0.85	-3.71	-4.76	-5.39
Volatility	0.37%	0.47%	0.49%	0.44%	0.52%	0.58%	0.57%	0.52%
Worst month	-	0.27%	0.27%	0.27%	-0.65%	-0.65%	-1.55%	-1.55%
Best month	-	0.46%	0.46%	0.56%	0.61%	0.61%	0.61%	0.61%
Maximum loss	-0.04%	-0.08%	-0.08%	-0.08%	-1.09%	-2.58%	-2.58%	-

**Distribution permission**

Germany

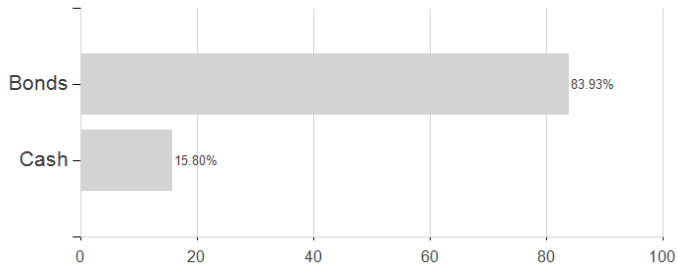
<sup>1</sup> Important note on update status: The displayed date refers exclusively to the calculation of the NAV.  
<sup>2</sup> The Mountain-View Data Fund Rating calculates a comparative ranking for funds using yield, volatility and trend data. For more information visit [MVD Funds Rating](#)

**BNP PARIBAS BOND 6M P EUR / FR0013301686 / A2JNS6 / BNP PARIBAS AM Eur.**

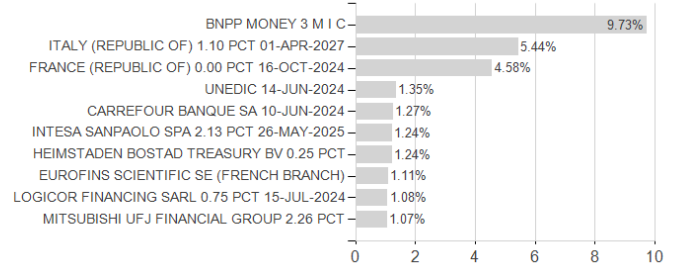
3 Displays the Ethical-Dynamical Ratio calculated according to standard criteria. The maximum value is 100. For more information visit [EDA](#)

**Assessment Structure**

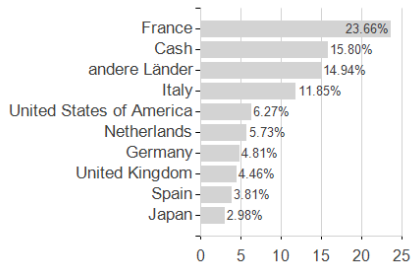
**Assets**



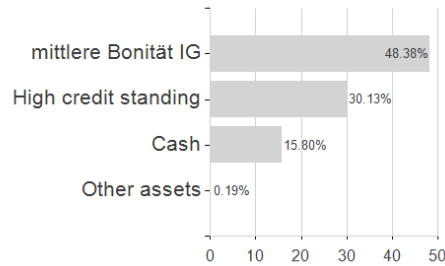
**Largest positions**



**Countries**



**Rating**



**Currencies**

